

Format of holding of specified securities


1. Name of Listed Entity: ELECTROSTEEL CASTINGS LIMITED (CIN:L27310OR1955PLC000310)
2. Scrip Code 500128 Name of Scrip ELECTCAST,ELECTROST Class of Security Equity
3. Share Holding Pattern Filed under : Reg. 31(1)(a)/Reg. 31(1)(b)/Reg. 31(1)(c)
 - a. If under 31 (1)(b) then indicate the report for Quarter ending: 30/09/2023
 - b. If under 31(1)(c) then indicate date of allotment/extinguishment

4. **Declaration** : The Listed entity is required to submit the following declaration to the extent of submission of information:-

Particulars	Yes*	No*
1 Whether the Listed Entity has issued any partly paid up shares?		No
2 Whether the Listed Entity has issued any Convertible Securities or Warrants?	Yes	
3 Whether the Listed Entity has any shares against which depository receipts are issued?		No
4 Whether the Listed Entity has any shares in Locked-in?		No
5 Whether any shares held by promoters are pledge or otherwise encumbered?	Yes	
6 Whether company has equity shares with differential voting rights?		No
7 Whether the Listed Entity has any significant beneficial owner?	Yes	

* If the Listed Entity selects the option 'No' for the questions above, the column for the partly paid up shares, Outstanding Convertible Securities/Warrants, depository receipts, locked-in shares, No of shares pledged or otherwise encumbered by promoters, as applicable, shall not be displayed at the time of dissemination on the Stock Exchange website. Also wherever there is 'No' declared by Listed Entity in above table the values will be considered as 'Zero' by default on submission of the format of holding of specified securities.

5. The tabular format for disclosure of holding of specified securities is as follows:-



ELECTROSTEEL CASTINGS LIMITED

Table I - Summary Statement holding of specified securities as on 30/09/2023

Category (I)	Category of shareholder (II)	Nos. of shareholders (III)	No. of fully paid up equity shares held (IV)	No. of Partly paid-up equity shares held (V)	No. of shares underlying Depository Receipts (VI)	Total nos. shares held (VII)=(IV)+(V)+(VI)	Shareholding as a % of total no. of shares (calculated as per SCRR, 1957) (VIII) As a % of (A+B+C2)	Number of Voting Rights held in each class of securities (IX)				No of shares Underlying outstanding convertible securities (including Warrants) (X)	Shareholding as a % assuming full conversion of convertible securities (as a percentage of diluted share capital) (XI)=(VII)+(X) As a % of (A+B+C2)	Number of Locked in shares (XII)		Number of shares pledged or otherwise encumbered (XIII)		Number of equity shares held in dematerialized form (XIV)
								No of Voting Rights			Total as a % of (A+B+C)			No. (a)	As a % of total shares held (b)	No. (a)	As a % of total shares held (b)	
								Class eg:x	Class eg:y	Total								
(A)	Promoter & Promoter group	27	262094887	0	0	262094887	44.0788	262094887	0	262094887	44.0788	23579344	46.2118	0	0.0000	32675270	12.4670	262094887
(B)	Public	104943	332510360	0	0	332510360	55.9212	332510360	0	332510360	55.9212	0	53.7882	0	0.0000	NA		328848649
(C)	Non Promoter - Non Public															NA		
(C1)	Shares underlying DRs						NA									NA		
(C2)	Shares held by Employee Trusts															NA		
	Total	104970	594605247	0	0	594605247	100.0000	594605247	0	594605247	100.0000	23579344	100.0000	0		32675270	5.4953	590943536




ELECTROSTEEL CASTINGS LIMITED

Table II - Statement Showing shareholding pattern of the Promoter and Promoter Group as on 30/09/2023

(1)	Category & Name of the Shareholders (I)	Entity type i.e. promoter OR promoter group entity (except promoter)	PAN	Nos. of shareholders (III)	No. of fully paid up equity shares held (IV)	Partly paid-up equity shares held (V)	Nos. of shares underlying Depository Receipts (VI)	Total nos. shares held (VII)=(IV)+(V)+(VI)	Shareholding % calculated as per SCRR, 1957) As a % of (A+B+C2) (VIII)	Number of Voting Rights held in each class of securities (IX)			No of shares Underlying outstanding convertible securities (as a percentage of diluted share capital) (X)	Shareholding as a % assuming full conversion of convertible securities (as a percentage of diluted share capital) (XI)=(VII)+(X) As a % of A+B+C2)	Number of Locked in shares (XII)		Number of shares pledged or otherwise encumbered (XIII)		Number of equity shares held in dematerialized form (XIV)	
										No of Voting Rights					No. (a)	As a % of total shares held (b)	No. (a)	As a % of total shares held (b)		
										Class x	Class y	Total								
(a)	Individuals/Hindu undivided Family			10	49060073	0	0	49060073	8.2509	49060073	0	49060073	8.2509	3890592	8.5655	0	0.0000	0	0.0000	49060073
	ASHA KEJRIWAL	Promoter Group	AAOTS1795E	1	35027053	0	0	35027053	5.8908	35027053	0	35027053	5.8908	0	5.6661	0	0.0000	0	0.0000	35027053
	MAYANK KEJRIWAL	Promoter	AGGPK0882J	1	6205469	0	0	6205469	1.0436	6205469	0	6205469	1.0436	3890592	1.6332	0	0.0000	0	0.0000	6205469
	UDDHAV KEJRIWAL	Promoter	AESPK4142H	1	3757724	0	0	3757724	0.6320	3757724	0	3757724	0.6320	0	0.6079	0	0.0000	0	0.0000	3757724
	ASHA KEJRIWAL	Promoter Group	AGGPK0885H	1	1808901	0	0	1808901	0.3042	1808901	0	1808901	0.3042	0	0.2926	0	0.0000	0	0.0000	1808901
	SHASHWAT KEJRIWAL	Promoter Group	AUCPK9855H	1	1291193	0	0	1291193	0.2172	1291193	0	1291193	0.2172	0	0.2089	0	0.0000	0	0.0000	1291193
	SAMRIDDI KEJRIWAL	Promoter Group	ATWPK1506A	1	675283	0	0	675283	0.1136	675283	0	675283	0.1136	0	0.1092	0	0.0000	0	0.0000	675283
	PALLAVI KEJRIWAL	Promoter Group	AJRPK6507E	1	187950	0	0	187950	0.0316	187950	0	187950	0.0316	0	0.0304	0	0.0000	0	0.0000	187950
	PRIYA MANJARI TODI	Promoter Group	AHWPK2292B	1	55000	0	0	55000	0.0092	55000	0	55000	0.0092	0	0.0089	0	0.0000	0	0.0000	55000
	PRIYA MANJARI TODI	Promoter Group	AABTP5495R	1	27000	0	0	27000	0.0045	27000	0	27000	0.0045	0	0.0044	0	0.0000	0	0.0000	27000
	UDDHAV KEJRIWAL	Promoter Group	AABAS8034N	1	24500	0	0	24500	0.0041	24500	0	24500	0.0041	0	0.0040	0	0.0000	0	0.0000	24500
(b)	Central Government/State Government(s)													0	0.0000	0	0.0000	0	0.0000	0
(c)	Financial Institutions/Banks													0	0.0000	0	0.0000	0	0.0000	0
(d)	Any Other (specify)													0	0.0000	0	0.0000	0	0.0000	0
	Bodies Corporate			17	213034814	0	0	213034814	35.8279	213034814	0	213034814	35.8279	19688752	37.6463	0	0.0000	32675270	15.3380	213034814
	G K & SONS PRIVATE LIMITED	Promoter Group	AAACG8389H	1	50656655	0	0	50656655	8.5194	50656655	0	50656655	8.5194	0	8.1944	0	0.0000	0	0.0000	50656655
	ELECTROCAST SALES INDIA LIMITED	Promoter Group	AAACE5671N	1	41135158	0	0	41135158	6.9181	41135158	0	41135158	6.9181	0	6.6542	0	0.0000	0	0.0000	41135158
	MURARI INVESTMENT & TRADING COMPANY LIMITED	Promoter Group	AACCM2608K	1	39459399	0	0	39459399	6.6362	39459399	0	39459399	6.6362	0	6.3831	0	0.0000	16337635	41.4037	39459399
	G.K.INVESTMENTS LIMITED	Promoter Group	AAACG8390A	1	29815483	0	0	29815483	5.0143	29815483	0	29815483	5.0143	0	4.8231	0	0.0000	16337635	54.7958	29815483
	UTTAM COMMERCIAL COMPANY LIMITED	Promoter Group	AAACU2823Q	1	25868060	0	0	25868060	4.3505	25868060	0	25868060	4.3505	0	4.1845	0	0.0000	0	0.0000	25868060
	SREE KHEMISATI CONSTRUCTIONS PRIVATE LIMITED	Promoter Group	AADC6116M	1	13786813	0	0	13786813	2.3186	13786813	0	13786813	2.3186	707380	2.3446	0	0.0000	0	0.0000	13786813
	MALAY COMMERCIAL ENTERPRISES LIMITED	Promoter Group	AABCM9002E	1	5118190	0	0	5118190	0.8608	5118190	0	5118190	0.8608	0	0.8279	0	0.0000	0	0.0000	5118190
	SRI GOPAL INVESTMENTS VENTURES LTD	Promoter Group	AADC57296J	1	3742885	0	0	3742885	0.6295	3742885	0	3742885	0.6295	0	0.6055	0	0.0000	0	0.0000	3742885
	QUINLINE DEALCOMM PRIVATE LIMITED	Promoter Group	AAACQ0498B	1	1394962	0	0	1394962	0.2346	1394962	0	1394962	0.2346	235793	0.2638	0	0.0000	0	0.0000	1394962
	GLOBAL EXPORTS LTD.	Promoter Group	AAACG8388G	1	1298901	0	0	1298901	0.2184	1298901	0	1298901	0.2184	0	0.2101	0	0.0000	0	0.0000	1298901
	ESCAL FINANCE SERVICES LIMITED	Promoter Group	AAACE5718L	1	250000	0	0	250000	0.0420	250000	0	250000	0.0420	0	0.0404	0	0.0000	0	0.0000	250000
	ELLENBARRIE DEVELOPERS PRIVATE LIMITED	Promoter Group	AAACE5907B	1	213308	0	0	213308	0.0359	213308	0	213308	0.0359	1061070	0.2061	0	0.0000	0	0.0000	213308
	GREENCHIP TREXIM PRIVATE LIMITED	Promoter Group	AAACG9568L	1	165000	0	0	165000	0.0277	165000	0	165000	0.0277	0	0.0267	0	0.0000	0	0.0000	165000
	CALCUTTA DIAGNOSTICS CENTRE PRIVATE LIMITED	Promoter Group	AABCC3060A	1	130000	0	0	130000	0.0219	130000	0	130000	0.0219	0	0.0210	0	0.0000	0	0.0000	130000
	TULSI HIGHRISE PVT LTD	Promoter Group		1	0	0	0	0	0.0000	0	0	0	0.0000	4362179	0.7056	0	0.0000	0	0.0000	0
	MANGALAM EQUITY MANAGEMENT PVT LTD	Promoter Group		1	0	0	0	0	0.0000	0	0	0	0.0000	10139118	1.6401	0	0.0000	0	0.0000	0
	WILCOX MERCHANTS PVT LTD	Promoter Group		1	0	0	0	0	0.0000	0	0	0	0.0000	3183212	0.5149	0	0.0000	0	0.0000	0
	Sub Total			27	262094887	0	0	262094887	44.0788	262094887	0	262094887	44.0788	23579344	46.2118	0	0.0000	32675270	12.4670	262094887
(2)	Foreign													0	0.0000	0	0.0000	0	0.0000	0
(a)	Individuals (Non-Resident Individuals/Foreign Individuals)													0	0.0000	0	0.0000	0	0.0000	0
(b)	Government													0	0.0000	0	0.0000	0	0.0000	0
(c)	Institutions													0	0.0000	0	0.0000	0	0.0000	0
(d)	Foreign Portfolio Investor													0	0.0000	0	0.0000	0	0.0000	0
(e)	Any Other (specify)													0	0.0000	0	0.0000	0	0.0000	0



Category & Name of the Shareholders (I)	Entity type i.e. promoter OR promoter group entity (except promoter)	PAN	Nos. of shareholders (II)	Nos. of sharehold-ers (III)	No. of fully paid up equity shares held (IV)	Partly paid-up equity shares held (V)	Nos. of shares underlying Depository Receipts (VI)	Total nos. shares held (VII)=(IV)+(V)+(VI)	Sharehold- ing % calculated as per SCRR, 1957. As a % of (A+B+C2) (VIII)	Number of Voting Rights held in each class of securities (IX)			Total as a % of Total Voting rights	No of shares Underlying convertible securities (as a percentage of diluted share capital) (X)	Shareholding as a % assuming full conversion of convertible securities (as a percentage of diluted share capital) (XI)=(VII)+(X) As a % of A+B+C2)	Number of Locked in shares (XII)		Number of shares pledged or otherwise encumbered (XIII)		Number of equity shares held in dematerialized form (XIV)
										No of Voting Rights						No. (a)	As a % of total shares held (b)	No. (a)	As a % of total shares held (b)	
										Class x	Class y	Total								
Sub Total			0	0	0	0	0	0	0.0000	0	0	0	0.0000	0	0.0000	0	0.0000	0	0.0000	0
Total Shareholding of Promoter and Promoter Group (A)=(1)+(A)(2)			27	262094887	0	0	0	262094887	44.0788	262094887	0	262094887	44.0788	23579344	46.2118	0	0.0000	32675270	12.4670	262094887



ELECTROSTEEL CASTINGS LIMITED																			
Table III - Statement Showing shareholding pattern of the Public shareholder as on 30/09/2023																			
Category & Name of the Shareholders (I)	PAN (II)	Nos. of shareholders (III)	No. of fully paid up equity shares held (IV)	Partly paid up equity shares held (V)	Nos. of shares underlying Depository Receipts (VI)	Total nos. shares held (VII)=(IV)+(V)+(VI)	Shareholding % calculated as per SCRR, 1957) As a % of (A+B+C2) (VIII)	Number of Voting Rights held in each class of securities (IX)			Total Shareholding as a % assuming full conversion of convertible securities (as a percentage of diluted share capital) (XI)=(VI)+(X) As a % of A+B+C2)	Number of Locked in shares (XII)		Number of shares pledged or otherwise encumbered (XIII)		Sub-categorization of shares (XV) Shareholding (No of shares) under			
								No of Voting Rights				No of shares Underlying outstanding convertible securities (including Warrants) (X)	As a % of total shares held (b)	No. (Not applicable) (a)	As a % of total shares held (Not applicable) (b)	Number of equity shares held in dematerialized form (XIV)	Sub-Category (i)	Sub-Category (ii)	Sub-Category (iii)
								Class x	Class y	Total									
(1) Institutions (Domestic Mutual Funds)		3	4800533	0	0	4800533	0.8073	4800533	0	4800533	0.8073	0	0.0000	NA	4800533	0	0	0	
(b) Venture Capital Funds																			
(c) Alternate Investment Funds		1	85000	0	0	85000	0.0143	85000	0	85000	0.0143	0	0.0000	NA	85000	0	0	0	
(d) Banks		13	159720	0	0	159720	0.0269	159720	0	159720	0.0269	0	0.0000	NA	151220	0	0	0	
(e) Insurance Companies		1	197277	0	0	197277	0.0332	197277	0	197277	0.0332	0	0.0000	NA	197277	0	0	0	
(f) Provident Funds / Pension Fund																			
(g) Asset Reconstruction Companies																			
(h) Sovereign Wealth Funds																			
(i) NBFCs Registered with RBI		1	2250	0	0	2250	0.0004	2250	0	2250	0.0004	0	0.0000	NA	2250	0	0	0	
(j) Other Financial Institution																			
(k) Any Other (specify)																			
Sub Total		19	5244780	0	0	5244780	0.8821	5244780	0	5244780	0.8821	0	0.0000	NA	5236280	0	0	0	
(2) Institutions (Foreign Foreign Direct Investment)																			
(b) Foreign Venture Capital Investor																			
(c) Sovereign Wealth Funds																			
(d) Foreign Portfolio Investors Category I		52	77941664	0	0	77941664	13.1081	77941664	0	77941664	13.1081	0	0.0000	NA	77941664	0	0	0	
BELGRAVE INVESTMENT FUND	AAICB1115E	1	35136251	0	0	35136251	5.9092	35136251	0	35136251	5.9092	0	0.0000	NA	35136251	0	0	0	
INDIA OPPORTUNITIES GROWTH FUND LTD - PINEWOOD STRATEGY	AACCJ5037L	1	29969880	0	0	29969880	5.0403	29969880	0	29969880	5.0403	0	0.0000	NA	29969880	0	0	0	
(e) Foreign Portfolio Investors Category II		3	13205273	0	0	13205273	2.2208	13205273	0	13205273	2.2208	0	0.0000	NA	13205273	0	0	0	
RESONANCE OPPORTUNITIES FUND	AAFCR4798A	1	12271829	0	0	12271829	2.0639	12271829	0	12271829	2.0639	0	0.0000	NA	12271829	0	0	0	
(f) Overseas Depositories (holding DRs) (balancing figure)																			
(g) Any Other (specify)																			
Sub Total		55	91146937	0	0	91146937	15.3290	91146937	0	91146937	15.3290	0	0.0000	NA	91146937	0	0	0	
(3) Central Government / State Government(s)																			
(a) Central Government / President of India		1	1438125	0	0	1438125	0.2419	1438125	0	1438125	0.2419	0	0.0000	NA	1438125	0	0	0	
(b) State Government / Governor																			
(c) Shareholding by Companies or Bodies Corporate where Central/State Government is a promoter																			
Sub Total		1	1438125	0	0	1438125	0.2419	1438125	0	1438125	0.2419	0	0.0000	NA	1438125	0	0	0	
(4) Non-Institutions																			
(a) Associate Companies / Subsidiaries																			
(b) Directors and their relatives (excluding independent directors and nominee directors)																			
(c) Key Managerial Personnel																			



ELECTROSTEEL CASTINGS LIMITED																							
Table III - Statement Showing shareholding pattern of the Public shareholder as on 30/09/2023																							
Category & Name of the Shareholders (I)	PAN (II)	Nos. of shareholders (III)	No. of fully paid up equity shares held (IV)	Partly paid-up equity shares held (V)	Nos. of shares underlying Depository Receipts (VI)	Total nos. shares held (VII)=(IV)+(V)+(VI)	Shareholding % calculated as per SCRR, 1957 As a % of (A+B+C2) (VIII)	Number of Voting Rights held in each class of securities (IX)			Total as a % of Total Voting rights (X)	No of shares Underlying outstanding convertible securities (including Warrants) (X)	Total Shareholding as a % assuming full conversion of convertible securities (as a percentage of diluted share capital) (XI)=(VII)+(X) As a % of A+B+C2	Number of Locked in shares (XII)			Number of shares pledged or otherwise encumbered (XIII)			Sub-categorization of shares (XV) Shareholding (No of shares) under			
								No of Voting Rights						No. (a)	As a % of total shares held (b)	No. (Not applicable) (a)	As a % of total shares held (Not applicable) (b)	Number of equity shares held in dematerialized form (XIV)	Sub-Category (i)	Sub-Category (ii)	Sub-Category (iii)		
								Class x	Class y	Total													
(d) Relatives of Promoters (other than immediate relatives of promoters disclosed under Promoter and Promoter Group category)																							
(e) Trusts where any person belonging to Promoter and Promoter Group category is trustee, beneficiary or author of the trust																							
(f) Investor Education and Protection Fund Authority		1	2268047	0	0	2268047	0.3814	2268047	0	2268047	0.3814	0	0.3669	0	0.0000	NA	2268047	0	0	0			
(g) Resident Individuals holding nominal share capital upto Rs.2 lakhs		100155	118988188	0	0	118988188	20.0113	118988188	0	118988188	20.0113	0	19.2480	0	0.0000	NA	116987733	0	0	0			
(h) Resident Individuals holding nominal share capital in excess of Rs.2 lakhs		68	50998944	0	0	50998944	8.5769	50998944	0	50998944	8.5769	0	8.2498	0	0.0000	NA	50998944	0	0	0			
(i) Non Resident Indians (NRIs)		1198	4918837	0	0	4918837	0.8272	4918837	0	4918837	0.8272	0	0.7957	0	0.0000	NA	4574770	0	0	0			
(j) Foreign Nationa		1	4000	0	0	4000	0.0007	4000	0	4000	0.0007	0	0.0006	0	0.0000	NA	4000	0	0	0			
(k) Foreign Company / OCB		1	8236578	0	0	8236578	1.3852	8236578	0	8236578	1.3852	0	1.3324	0	0.0000	NA	8236578	0	0	0			
PGS INVEST CORP	AAECP5392F	1	8236578	0	0	8236578	1.3852	8236578	0	8236578	1.3852	0	1.3324	0	0.0000	NA	8236578	0	0	0			
(l) Bodies Corporate		742	37779452	0	0	37779452	6.3537	37779452	0	37779452	6.3537	0	6.1114	0	0.0000	NA	36471031	0	0	0			
(m) Any Other (specify)																							
Domestic Corporate Unclaimed Shares Account		1	12042	0	0	12042	0.0020	12042	0	12042	0.0020	0	0.0019	0	0.0000	NA	12042	0	0	0			
Trusts		6	12648	0	0	12648	0.0021	12648	0	12648	0.0021	0	0.0020	0	0.0000	NA	12528	0	0	0			
Resident Individual (HUF)		2637	10174138	0	0	10174138	1.7111	10174138	0	10174138	1.7111	0	1.6458	0	0.0000	NA	10173990	0	0	0			
Clearing Member		58	1287644	0	0	1287644	0.2166	1287644	0	1287644	0.2166	0	0.2083	0	0.0000	NA	1287644	0	0	0			
Sub Total		104868	234680518	0	0	234680518	39.4683	234680518	0	234680518	39.4683	0	37.9629	0	0.0000	NA	231027307	0	0	0			
Total Public Shareholding (B)=(B)(1)+(B)(2)+(B)(3)		104943	332510360	0	0	332510360	55.9212	332510360	0	332510360	55.9212	0	53.7882	0	0.0000	NA	328848649	0	0	0			
Details of the shareholders acting as persons in Concert																							
Sl No	Name	PAN	Shares																				
	NIL																						
	NO OF SHARES HELD IN UNCLAIMED SUSPENSE A/C IS 12042																						
	NO OF SHAREHOLDER(S) IS/ARE 69																						



ELECTROSTEEL CASTINGS LIMITED

Table IV - Statement Showing shareholding pattern of the Non Promoter - Non Public shareholder as on 30/09/2023


(1)	Category & Name of the Shareholders (I)	PAN (II)	No of shareholders (III)	No. of fully paid up equity shares held (IV)	Partly paid-up equity shares held (V)	Nos. of shares underlying Depository Receipts (VI)	Total nos. shares held (VII)=(IV) + (V)+(VI)	Shareholding % calculated as per SCRR, 1957) As a % of (A+B+C2) (VIII)	Number of Voting Rights held in each class of securities (IX)			Total as a % of Total Voting rights (X)	Total Shareholding as a % assuming full conversion of convertible securities (as a percentage of diluted share capital) (XI)=(VII)+(X) As a % of A+B+C2)	Number of Locked in shares (XII)		Number of shares pledged or otherwise encumbered (XIII)		Number of equity shares held in dematerialized form (XIV)	
									No of Voting Rights					No. (a)	As a % of total shares held (b)	No. (Not applicable) (a)	As a % of total shares held (Not applicable) (b)		
									Class x	Class y	Total								
(1)	Custodian / DR Holder																		
(2)	Employee Benefit Trust/Employee Welfare Trust under SEBI (Share based Employee Benefits and Sweat Equity) Regulations, 2021																		
	Total Non Promoter - Non Public Shareholding (C)=(C)(1)+(C)(2)		0	0	0	0	0	0.0000	0	0	0	0.0000	0	0.0000	0	0.0000	NA	NA	0



ELECTROSTEEL CASTINGS LIMITED												
Table V - Statement showing details of Significant Beneficial Owners as on 30/09/2021												
Details of SBO				Details of SBO			Details of holding / exercise of right of the SBO in the reporting company, whether direct or indirect:					Date of creation / acquisition of significant beneficial interest
Sr No	(I)			(II)			(III)					(IV)
	Name	PAN / Passport No. in case of a foreign national	Nationality	Name	PAN / Passport No. in case of a foreign national	Nationality	Shares (%)	Voting rights (%)	Rights on distributable dividend or any other distribution (%)	Exercise of control	Exercise of significant influence	
1	MADHAV KEJRIWAL - TRUSTEE OF SREEJI FAMILY BENEFIT TRUST	**	Indian	MURARI INVESTMENT & TRADING COMPANY LTD.	**	Indian Company	1.66	0	0	No	No	31-03-2015
2	MAYANK KEJRIWAL - TRUSTEE OF SREEJI FAMILY BENEFIT TRUST	**	Indian	MURARI INVESTMENT & TRADING COMPANY LTD.	**	Indian Company	1.66	0	0	No	No	31-03-2015
3	ASHA KEJRIWAL - TRUSTEE OF SREEJI FAMILY BENEFIT TRUST	**	Indian	MURARI INVESTMENT & TRADING COMPANY LTD.	**	Indian Company	1.66	0	0	No	No	31-03-2015
4	AARTI KEJRIWAL - TRUSTEE OF SREEJI FAMILY BENEFIT TRUST	**	Indian	MURARI INVESTMENT & TRADING COMPANY LTD.	**	Indian Company	1.66	0	0	No	No	31-03-2015
5	MADHAV KEJRIWAL - TRUSTEE OF SREEJI FAMILY BENEFIT TRUST	**	Indian	G. K. & SONS PRIVATE LTD	**	Indian Company	2.13	0	0	No	No	21-08-2017
6	MAYANK KEJRIWAL - TRUSTEE OF SREEJI FAMILY BENEFIT TRUST	**	Indian	G. K. & SONS PRIVATE LTD	**	Indian Company	2.13	0	0	No	No	21-08-2017
7	ASHA KEJRIWAL - TRUSTEE OF SREEJI FAMILY BENEFIT TRUST	**	Indian	G. K. & SONS PRIVATE LTD	**	Indian Company	2.13	0	0	No	No	21-08-2017
8	AARTI KEJRIWAL - TRUSTEE OF SREEJI FAMILY BENEFIT TRUST	**	Indian	G. K. & SONS PRIVATE LTD	**	Indian Company	2.13	0	0	No	No	21-08-2017
9	MADHAV KEJRIWAL - TRUSTEE OF SREEJI FAMILY BENEFIT TRUST	**	Indian	G.K.INVESTMENTS LTD.	**	Indian Company	1.25	0	0	No	No	31-03-2015
10	MAYANK KEJRIWAL - TRUSTEE OF SREEJI FAMILY BENEFIT TRUST	**	Indian	G.K.INVESTMENTS LTD.	**	Indian Company	1.25	0	0	No	No	31-03-2015
11	ASHA KEJRIWAL - TRUSTEE OF SREEJI FAMILY BENEFIT TRUST	**	Indian	G.K.INVESTMENTS LTD.	**	Indian Company	1.25	0	0	No	No	31-03-2015
12	AARTI KEJRIWAL - TRUSTEE OF SREEJI FAMILY BENEFIT TRUST	**	Indian	G.K.INVESTMENTS LTD.	**	Indian Company	1.25	0	0	No	No	31-03-2015
13	MADHAV KEJRIWAL - TRUSTEE OF SREEJI FAMILY BENEFIT TRUST	**	Indian	ELECTROCAST SALES INDIA LIMITED	**	Indian Company	1.73	0	0	No	No	21-08-2017
14	MAYANK KEJRIWAL - TRUSTEE OF SREEJI FAMILY BENEFIT TRUST	**	Indian	ELECTROCAST SALES INDIA LIMITED	**	Indian Company	1.73	0	0	No	No	21-08-2017
15	ASHA KEJRIWAL - TRUSTEE OF SREEJI FAMILY BENEFIT TRUST	**	Indian	ELECTROCAST SALES INDIA LIMITED	**	Indian Company	1.73	0	0	No	No	21-08-2017
16	AARTI KEJRIWAL - TRUSTEE OF SREEJI FAMILY BENEFIT TRUST	**	Indian	ELECTROCAST SALES INDIA LIMITED	**	Indian Company	1.73	0	0	No	No	21-08-2017
17	MADHAV KEJRIWAL - TRUSTEE OF SREEJI FAMILY BENEFIT TRUST	**	Indian	UTTAM COMMERCIAL COMPANY LTD.	**	Indian Company	1.09	0	0	No	No	21-08-2017
18	MAYANK KEJRIWAL - TRUSTEE OF SREEJI FAMILY BENEFIT TRUST	**	Indian	UTTAM COMMERCIAL COMPANY LTD.	**	Indian Company	1.09	0	0	No	No	21-08-2017
19	ASHA KEJRIWAL - TRUSTEE OF SREEJI FAMILY BENEFIT TRUST	**	Indian	UTTAM COMMERCIAL COMPANY LTD.	**	Indian Company	1.09	0	0	No	No	21-08-2017
20	AARTI KEJRIWAL - TRUSTEE OF SREEJI FAMILY BENEFIT TRUST	**	Indian	UTTAM COMMERCIAL COMPANY LTD.	**	Indian Company	1.09	0	0	No	No	21-08-2017



ELECTROSTEEL CASTINGS LIMITED												
Table V - Statement showing details of Significant Beneficial Owners as on 30/09/2022:												
Details of SBO			Details of SBO				Details of holding / exercise of right of the SBO in the reporting company, whether direct or indirect:					Date of creation / acquisition of significant beneficial interest
(I)			(II)				(III)					(IV)
Sr No	Name	PAN / Passport No. in case of a foreign national	Nationality	Name	PAN / Passport No. in case of a foreign national	Nationality	Shares (%)	Voting rights (%)	Rights on distributable dividend or any other distribution (%)	Exercise of control	Exercise of significant influence	
1	MADHAV KEJRIWAL - TRUSTEE OF SREEJI FAMILY BENEFIT TRUST	**	Indian	MURARI INVESTMENT & TRADING COMPANY LTD.	**	Indian Company	1.66	0	0	No	No	31-03-2015
2	MAYANK KEJRIWAL - TRUSTEE OF SREEJI FAMILY BENEFIT TRUST	**	Indian	MURARI INVESTMENT & TRADING COMPANY LTD.	**	Indian Company	1.66	0	0	No	No	31-03-2015
21	MADHAV KEJRIWAL - TRUSTEE OF SREEJI FAMILY BENEFIT TRUST	**	Indian	MALAY COMMERCIAL ENTERPRISES LTD.	**	Indian Company	0.22	0	0	No	No	21-08-2017
22	MAYANK KEJRIWAL - TRUSTEE OF SREEJI FAMILY BENEFIT TRUST	**	Indian	MALAY COMMERCIAL ENTERPRISES LTD.	**	Indian Company	0.22	0	0	No	No	21-08-2017
23	ASHA KEJRIWAL - TRUSTEE OF SREEJI FAMILY BENEFIT TRUST	**	Indian	MALAY COMMERCIAL ENTERPRISES LTD.	**	Indian Company	0.22	0	0	No	No	21-08-2017
24	AARTI KEJRIWAL - TRUSTEE OF SREEJI FAMILY BENEFIT TRUST	**	Indian	MALAY COMMERCIAL ENTERPRISES LTD.	**	Indian Company	0.22	0	0	No	No	21-08-2017
25	MADHAV KEJRIWAL - TRUSTEE OF SREEJI FAMILY BENEFIT TRUST	**	Indian	ASHA KEJRIWAL/ MAYANK KEJRIWAL - TRUSTEE OF SREEJI FAMILY BENEFIT TRUST	**	Indian Company	1.48	0	0	No	No	31-03-2015
26	MAYANK KEJRIWAL - TRUSTEE OF SREEJI FAMILY BENEFIT TRUST	**	Indian	ASHA KEJRIWAL/ MAYANK KEJRIWAL - TRUSTEE OF SREEJI FAMILY BENEFIT TRUST	**	Indian Company	1.48	0	0	No	No	31-03-2015
27	ASHA KEJRIWAL - TRUSTEE OF SREEJI FAMILY BENEFIT TRUST	**	Indian	ASHA KEJRIWAL/ MAYANK KEJRIWAL - TRUSTEE OF SREEJI FAMILY BENEFIT TRUST	**	Indian Company	1.48	0	0	No	No	31-03-2015
28	AARTI KEJRIWAL - TRUSTEE OF SREEJI FAMILY BENEFIT TRUST	**	Indian	ASHA KEJRIWAL/ MAYANK KEJRIWAL - TRUSTEE OF SREEJI FAMILY BENEFIT TRUST	**	Indian Company	1.48	0	0	No	No	31-03-2015
29	MADHAV KEJRIWAL - TRUSTEE OF SREEJI FAMILY BENEFIT TRUST	**	Indian	ESCAL FINANCE SERVICES LTD.	**	Indian Company	0.01	0	0	No	No	21-08-2017
30	MAYANK KEJRIWAL - TRUSTEE OF SREEJI FAMILY BENEFIT TRUST	**	Indian	ESCAL FINANCE SERVICES LTD.	**	Indian Company	0.01	0	0	No	No	21-08-2017
31	ASHA KEJRIWAL - TRUSTEE OF SREEJI FAMILY BENEFIT TRUST	**	Indian	ESCAL FINANCE SERVICES LTD.	**	Indian Company	0.01	0	0	No	No	21-08-2017
32	AARTI KEJRIWAL - TRUSTEE OF SREEJI FAMILY BENEFIT TRUST	**	Indian	ESCAL FINANCE SERVICES LTD.	**	Indian Company	0.01	0	0	No	No	21-08-2017
33	MADHAV KEJRIWAL - TRUSTEE OF SREEJI FAMILY BENEFIT TRUST	**	Indian	GLOBAL EXPORTS LTD	**	Indian Company	0.06	0	0	No	No	21-08-2017
34	MAYANK KEJRIWAL - TRUSTEE OF SREEJI FAMILY BENEFIT TRUST	**	Indian	GLOBAL EXPORTS LTD	**	Indian Company	0.06	0	0	No	No	21-08-2017



ELECTROSTEEL CASTINGS LIMITED												
Table V - Statement showing details of Significant Beneficial Owners as on 30/09/2022:												
Details of SBO			Details of SBO				Details of holding / exercise of right of the SBO in the reporting company, whether direct or indirect:					Date of creation / acquisition of significant beneficial interest
(I)			(II)				(III)					(IV)
Sr No	Name	PAN / Passport No. in case of a foreign national	Nationality	Name	PAN / Passport No. in case of a foreign national	Nationality	Shares (%)	Voting rights (%)	Rights on distributable dividend or any other distribution (%)	Exercise of control	Exercise of significant influence	
1	MADHAV KEJRIWAL - TRUSTEE OF SREEJI FAMILY BENEFIT TRUST	**	Indian	MURARI INVESTMENT & TRADING COMPANY LTD.	**	Indian Company	1.66	0	0	No	No	31-03-2015
2	MAYANK KEJRIWAL - TRUSTEE OF SREEJI FAMILY BENEFIT TRUST	**	Indian	MURARI INVESTMENT & TRADING COMPANY LTD.	**	Indian Company	1.66	0	0	No	No	31-03-2015
35	ASHA KEJRIWAL - TRUSTEE OF SREEJI FAMILY BENEFIT TRUST	**	Indian	GLOBAL EXPORTS LTD	**	Indian Company	0.06	0	0	No	No	21-08-2017
36	AARTI KEJRIWAL - TRUSTEE OF SREEJI FAMILY BENEFIT TRUST	**	Indian	GLOBAL EXPORTS LTD	**	Indian Company	0.06	0	0	No	No	21-08-2017
37	MADHAV KEJRIWAL - TRUSTEE OF SREEJI FAMILY BENEFIT TRUST	**	Indian	SREE KHEMISATI CONSTRUCTION S PVT LTD	**	Indian Company	0.58	0	0	No	No	11-10-2019
38	MAYANK KEJRIWAL - TRUSTEE OF SREEJI FAMILY BENEFIT TRUST	**	Indian	SREE KHEMISATI CONSTRUCTION S PVT LTD	**	Indian Company	0.58	0	0	No	No	11-10-2019
39	ASHA KEJRIWAL - TRUSTEE OF SREEJI FAMILY BENEFIT TRUST	**	Indian	SREE KHEMISATI CONSTRUCTION S PVT LTD	**	Indian Company	0.58	0	0	No	No	11-10-2019
40	AARTI KEJRIWAL - TRUSTEE OF SREEJI FAMILY BENEFIT TRUST	**	Indian	SREE KHEMISATI CONSTRUCTION S PVT LTD	**	Indian Company	0.58	0	0	No	No	11-10-2019
41	MAYANK KEJRIWAL	**	Indian	MAYANK KEJRIWAL	**	Indian	1.04	0	0	No	No	11-10-2019
42	ASHA KEJRIWAL	**	Indian	ASHA	**	Indian	0.30	0	0	No	No	11-10-2019
43	MADHAV KEJRIWAL - TRUSTEE OF SREEJI FAMILY BENEFIT TRUST	**	Indian	ELLENBARRIE DEVELOPERS PVT LTD	**	Indian Company	0.04	0	0	No	No	21-12-2021
44	MADHAV KEJRIWAL SREEJI FAMILY BENEFIT TRUST	**	Indian	QUINLINE DEALCOMM PVT LTD	**	Indian Company	0.23	0	0	No	No	21-12-2021
45	PALLAVI KEJRIWAL	**	Indian	CALCUTTA DIAGNOSTICS CENTRE PVT LTD	**	Indian Company	0.01	0	0	No	No	03-12-2021
46	SHASHWAT KEJRIWAL	**	Indian	CALCUTTA DIAGNOSTICS CENTRE PVT LTD	**	Indian Company	0.01	0	0	No	No	08-12-2021
47	SAMRIDDHI KEJRIWAL	**	Indian	CALCUTTA DIAGNOSTICS CENTRE PVT LTD	**	Indian Company	0.01	0	0	No	No	05-08-2021


*In case the nature of the holding/ exercise of the right of a SBO falls under multiple categories specified under (a) to (e) under Column III, multiple rows for the same SBO shall be inserted

#This column shall have the details as specified by the listed entity under Form No. BEN-2 as submitted to the Registrar.

**Information provided to National Stock Exchange of India Limited and BSE Limited, separately.

Note:

The details of SBO given above are as per the last disclosures received by the Company.



ELECTROSTEEL CASTINGS LIMITED

Table VI - Statement showing foreign ownership limits as on 30/09/2023

	Board approved limits	Limits utilized
As on shareholding date	100.0000	17.5421
As on 30/06/2023	100.0000	17.0651
As on 31/03/2023	100.0000	16.7940
As on 31/12/2022	100.0000	17.2410
As on 30/09/2022	100.0000	17.3143

