

(copy)



ELECTROSTEEL CASTINGS LIMITED

Vill: Kashberia, P.O: Shibramnagar, Haldia, Dist: Purba Medinipur 721 635
H.O: G.K Tower , 19 Camac Street, Kolkata 700 017
Regd. Office: Rathod Colony, Rajgangpur, Odisha 770 017
Tel: (03224) 277 721
CIN: L273100R1955PLC000310
www.electrosteel.com

Ref: ECL/MOEFCC/FA/Haldia/01/26-27

Date: 21/05/2026

To
Deputy Director(S),
Ministry of Environment, Forest & Climate Change,
Eastern Regional Office,
A/3, Chandrasekharpur,
Bhubaneswar – 751023.

Ref: EC Letter No.-J-11011/02/2016-IA-II(I), dated 12.04.2017.

Sub: Six monthly Compliance Report of the conditions of Environmental Clearance issued by Ministry of Environment & Forest, New Delhi for Proposed installation of the Ferro Alloy Plant through setting up of 1X6MVA & 1x9MVA submerged Arc Furnace for production of Ferro Manganese (38,156TPA) or Silico Manganese (27,109 TPA) or Ferro Silicon (10,421 TPA) by M/s- Electrosteel Castings Ltd, Located at Haldia, Dist –Purba Medinipur, West Bengal for the Period October-25 to March-26.


Respected Sir,

This has reference to the Environmental Clearance letter no-J-11011/02/2016-IA-II(I), dated 12.04.2017 issued by Ministry of Environment, Forest & Climate Change, New Delhi.

We enclose herewith Compliance Report for the Period of October-2025 to March-2026 for your perusal.

This is for your information.

Thanking you,
Yours faithfully,
For ELECTROSTEEL CASTINGS LIMITED,


(R. Roshan)
Associate Vice President

- Enclo: a) EC Compliance Report-(Annexure-1).
b) Report of Stack Monitoring (Annexure-2).
c) Report of AAQM (Annexure-3).
d) Report of Ambient Noise (Annexure-4).
e) Report of Neurological & Periodical Health check-up (Annexure-5).


A.A. E.R., Kolkata
29/5/26

Follow the Electrosteel Group on





ELECTROSTEEL CASTINGS LIMITED

Vill: Kashberia, P.O: Shibramnagar, Haldia, Dist: Purba Medinipur 721 635
H.O: G.K Tower, 19 Camac Street, Kolkata 700 017
Regd. Office: Rathod Colony, Rajgangpur, Odisha 770 017
Tel: (03224) 277 721
CIN: L27310OR1955PLC000310
www.electrosteel.com

//2//

- CC: -
- 1) Regional Director,
Central pollution control board,
Southend conclave, Block 502,
5th & 6th floor 1582 Rajdanga main road,
Saratpark, Bose pukur, Kasba.
Kolkata-700107.
 - 2) Regional Director,
GOI, MOEF & CC,
Integrated Regional Office,
Kolkata, 1b-198, Salt Lake City,
Sector -III, Kolkata-700106.
 - 3) The Environmental Engineer & In-charge.
West Bengal Pollution Control Board,
Haldia Regional Office,
Raghunathchak, P.O: - Barghasipur,
P.S: -Bhabanipur,
Medinipur (East)-721657.

Follow the Electrosteel Group on



**ENVIRONMENT CLEARANCE SIX MONTHLY COMPLIANCE REPORT
(FROM OCTOBER-2025 TO MARCH-2026)**

Project Name :- Proposed installation of the Ferro Alloy Plant through setting up of 1 x 6 MVA & 1 x 9 MVA submerged Arc Furnace for production of Ferro Manganese (38,156 TPA) or Silico Manganese (27,109 TPA) or Ferro Silicon (10,421 TPA) by M/s. Electrosteel Castings Ltd., located at Haldia, Dist. Purba Medinipur, West Bengal.
Environment Clearance: J-11011/02/2016-IA-II (I), dated 12.04.2017

	CONDITION OF ENVIRONMENTAL CLEARANCE	STATUS OF COMPLIANCE
PART A- Specific Conditions		
i.	The project proponent should install 24x7 air monitoring devices to monitor air emission, as provided by CPCB and submit report to Ministry and its Regional Office.	OCEMS has been installed in two stacks one is connected with Furnace stack & another one is connected with raw material handling stack. OCEMS connectivity of Furnace bag filter stack with CPCB server through M/s- Forb Marshal has been completed. Now real time online data is available in CPCB web portal.
ii.	Bag filters to be installed to reduce the emission of Particulate Matter (PM). PM emission should not exceed 100 mg/m ³ . Gaseous emission levels including secondary fugitive emissions from all the sources shall be controlled within the permissible limits which have been most recently prescribed by the Ministry and regularly monitored. Guidelines/Code of Practice issued by the CPCB should also be followed.	Two bag filters have been installed. One is attached with the 9MVA Submerged Electric Arc Furnace (SEAF) & another with raw material handling system. Stack monitoring reports of CPCB approved 3 rd party is attached in "Annexure-2" & the results are within the limit.
iii.	Pre-placement medical examination and periodical medical examination of the workers engaged in the project shall be carried out and records maintained. For the purpose, schedule of health examination of the workers should be drawn and followed accordingly.	Is being followed and records maintained.
iv.	Neurological Evaluation of workers exposed to Manganese should be monitored annually and the report should be submitted to the Ministry of Environment, Forest and Climate Change and its Regional Office.	Is being followed and records maintained. (Annexure-5)
v.	Measures shall be taken to reduce PM levels in the ambient air. Stack of adequate height & diameter with continuous stack monitoring facilities for all the stacks should be provided. In addition, sufficient air pollution control devices viz. bag house, bag filters etc. should be provided.	Following measures have been taken to reduce PM level in the ambient air. i) Two Stationary sprinklers & one mobile water sprinkler have been deployed for dust suppression. ii) Installed two stacks of adequate height & diameter with continuous stack monitoring facility in both stacks. All stacks are connected with suitable PC device (Bag filter).



vi.	Dust extraction system comprising of pulse jet type bag filter, centrifugal fan and motor, duct work including suction hoods, dust supports, stack, duct hopper, rotary air lock valves etc. should be installed to control the primary and secondary emission.	Adequate dust extraction system comprising of required equipment has been installed to control the primary and secondary emission during commissioning of plant & presently in operation.
vii.	Water sprinkling arrangements as well as dry fog system to control fugitive emission shall put up. Water sprinkling should be carried out at the raw material stockyard to control fugitive dust emissions.	Stationary water sprinklers, mobile water sprinkler & Dry Fog System have been installed to control fugitive emissions. One Mobile water sprinkler has been deployed to carry out water sprinkling in the raw material yard to control fugitive emission.
viii.	Efforts should be made to use maximum water from the rain water harvesting sources. If needed, capacity of the reservoir shall be enhanced to meet the maximum water requirement. Only balance water requirement shall be met from others. Use of air cooled condensers shall be explored and closed circuit cooling system shall be provided to reduce water consumption. Water requirement should be modified accordingly.	One rain water harvesting tank has been constructed to use rain water. Close circuit cooling system has been provided to reduce water consumption.
ix.	10-15 m wide green belt should be developed all along the boundary of the plant and in all 33% of the area should be developed green by planting native and broad leaved species in consultation with local DFO and local communities as per the CPCB guidelines. The entire plantation work should be completed in 3 years.	Green belt development activity is continuing in consultation with Forest Range Office at Balughata under Nandakumar forest range office and local communities. Green belt cover is being maintained continuously throughout the year within the project site as well as outside the plant premises along the HDA road. More saplings will be planted during the upcoming monsoon seasons and various types of saplings will be distribute to local villagers and school children as part of the World Environmental Day celebrations (WED-2026).
x.	All the Ferro alloy slag shall be used in the preparation of building materials.	All Ferro Alloy Slags are being used for road making & construction purpose only.
xi.	The Company shall submit within three months their policy towards Corporate Environment Responsibility which shall inter-alia address i) Standard operating process/procedure to being into focus any infringement/deviation/violation of environmental or forest norms/conditions, ii) Hierarchical system or Administrative order of the Company to deal with environmental issues and ensuring compliance to the environmental clearance conditions and	Environmental policy has been already Submitted to MoEFCC on 10.01.2018. Standard operating procedure will be followed as stated in EMP. Already Submitted on 10.01.2018. All the environmental issues are communicated to the top management in



	iii) System of reporting of non-compliance/violation environmental norms to the Board of Directors of the company and/or stakeholders or shareholders.	monthly MIS meeting and also to the Board of Directors quarterly through a systematic structured format by Head – Environment.
xii.	An amount equal to Rs. 125 Lakhs, which is 2.5% of the total project cost (Rs. 50 Crores) shall be earmarked towards the Enterprise Social Commitment based on issues raised during the Public Hearing and needs of local people. Item-wise detailed plan with time bound action plan would be prepared as indicated by the project proponent and this plan shall be implemented. Action taken report in this regard shall be submitted to the Ministry's Regional Office.	All activities related to the implementation in ESC have been completed. The total cumulative expenditure for the period from September 2018 to March 2026 is ₹130.37 lakhs, against the total ESC cost 125 lakhs.
xiii.	The project proponent shall provide for solar light system for all common areas, street lights, villages, parking around project area and maintain the same regularly.	Six Solar Street lights have been installed within project site with all necessary arrangement & Maintained.
xiv.	The project proponent shall fully provide for LED lights in their offices and residential areas.	LED light has been installed throughout the plant.
xv.	Provision shall be made for the housing of construction labour within the site with all necessary infrastructure and facilities such as fuel for cooking, mobile toilets, mobile STP, Safe drinking water, medical health care, crèche etc. The housing may be in the form of temporary structures to be removed after the completion of the project.	All facilities & infrastructures has been provided as per the requirement.
PART B – General Conditions		
i.	The project authorities must strictly adhere to the stipulations made by the West Bengal Pollution Control Board and the State Government.	Following all stipulated guideline of WBPCB & the state Government.
ii.	No further expansion or modifications in the plant shall be carried out without prior approval of the Ministry of Environment Forest and Climate Change (MoEF&CC).	We will not do any further expansion or modification in the plant without prior approval of MoEF&CC.
iii.	At least four ambient air quality monitoring stations should be established in the downward direction as well as where maximum ground level concentration of PM ₁₀ , PM _{2.5} , SO ₂ , NO _x are anticipated in consultation with the SPCB. Data on ambient air quality and stack emission shall be regularly submitted to this Ministry including its Regional Office at Bhubaneswar and the SPCB/CPCB once in six month.	Four AAQ monitoring stations have already been installed at different locations based on wind direction in consultation with SPCB. AAQ monitoring has been started from March 2019 on wards & the results are within limit value. Month wise summary report of AAQ is being attached for the said period in (Annexure-3).
iv.	Industrial waste water shall be properly collected-treated so as to conform to the standards prescribed under GSR 422 (E) dated 19th May, 1993 and 31st December, 1993 or as amended from time to time. The treated waste water shall be utilized for plantation purpose.	Industrial waste water is being collected inland pond through surface drain & utilized it for plantation & dust suppression purpose.




v.	The overall noise levels in and around the plant area shall be kept well within the standards (85 dbA) by providing noise control measures including acoustic hoods ,silencers , enclosures etc. on all sources of noise generation .The ambient noise levels should conform to the standards prescribed under EPA Rules ,1989 viz.75 db A (day time) and 70 dbA (night time).	In house Ambient noise monitoring report as well as approve 3 rd party report is being attached in (Annexure -4). Results are within limit.
vi.	Occupational health surveillance of the worker shall be done on a regular basis and records maintained as per the Factories Act	Occupational Health Surveillance programme is being done as per Factory Rules & records is being maintained as per Factories Act.
vii.	The company shall develop rain water harvesting structure to harvest the rain water for utilization in the lean season besides recharging the ground water table.	We have constructed a pond inside the plant. All rain water are collected in the pond through surface drain and it was utilized for dust suppression, water sprinkling & gardening purpose.
viii.	The project proponent shall also comply with all the environmental protection measures and safeguards recommended in the EIA /EMP report. Further the company must undertake socio –economic development activities in the surrounding village like community development programme ,educational programme ,drinking water supply and health care etc.	Complying as per EIA/EMP report.
ix.	Requisite funds shall be earmarked towards capital cost and recurring cost /annum for environment pollution control measures to implement the conditions stipulated by the Ministry Of Environment, Forest and Climate Change (MoEFCC) as well as the State Government. An implementation schedule for implementing all the conditions stipulated herein shall be submitted to the Regional Office of the Ministry at Bhubaneswar. The funds so provide shall not be diverted for any other purpose.	Complied as per documents already submitted on 10.01.2018.
x.	A copy of clearance letter shall be sent by the proponent to concerned Panchayats, Zila Prishad / Municipal Corporation, Urban Local Body and the local NGO, if any, from whom suggestions / representations, if any were received while processing the proposal. The clearance letter shall also be put on the web site of the Company by the proponent.	Copy of clearance letter had already been Submitted to concern authority and it is also put on the web site of the company.
xi.	The project proponent shall upload the status of compliance of the stipulated environment clearance conditions, including results of monitored data on their website and shall update the same periodically. It shall simultaneously be sent to the Regional Officer of the MoEF&CC at Bhubaneswar. The respective Zonal Office of CPCB and the SPCB. The criteria pollutant levels namely; PM ₁₀ , SO ₂ , NO _x (ambient levels as well as stack emissions) or critical sectoral parameters indicated for the projects shall be monitored and displayed at	Is being done.



	a convenient location near the main gate of the company in the public domain.	
xii.	The project proponent shall also submit six monthly reports on the status of the compliance of the stipulated environmental conditions including results of monitored data (both in hard copies as well as by e-mail) to the Regional Officer of MoEF&CC, the respective Zonal Office of CPCB and the SPCB .The Regional Office of this Ministry at Bhubaneswar /CPCB/SPCB shall monitor the stipulated conditions.	Is being followed.
xiii.	The environmental statement for each financial year ending 31st March in Form- V as is mandated to be submitted by the project proponent to the concerned State Pollution Control Board as prescribed under the Environmental (Protection) Rules, 1986, as amended subsequently, shall also be put on the website of the company along with the status of compliance of environmental conditions and shall also be sent to the respective Regional Office of the MoEF&CC at Bhubaneswar by e-mail	The Environmental statement report for the financial year 2024- 2025 was submitted in Form-V on 22/09/2025 to the West Bengal Pollution Control Board (WBPCB) and the Regional Office of the Ministry of Environment, Forest and Climate Change (MoEF&CC) at Bhubaneswar on 26.09.2025. The Environmental Statement Report for the financial year 2025-26 will be submitted in From-V before 30/09/2026 to the WBPCB & the regional office of MoEF&CC at Bhubaneswar. It will also be uploaded on the company's website and shared with all concerned stakeholders as per the condition stipulated in the Environmental Clearance (EC).
xiv.	The Project Proponent shall inform the public that the project has been accorded environmental clearance by the Ministry and copies of the clearance letter are available with the SPCB and may also be seen at Website of the Ministry of Environment, Forests and climate Change (MoEF&CC) AT http://envfor.nic.in . This shall be advertised within seven days from the date of issue of the clearance in the region of which one shall be in the vernacular language of the locality concerned and a copy of the same should be forwarded to the Regional Office at Bhubaneswar.	Already complied. Copy of which Submitted to your office on 10.01.2018.
xv.	Project authorities shall inform the Regional Office as well as the Ministry: i)The date of financial closure. ii)Final approval of the project by the concerned authorities iii) The date of commencing the land development work.	Project to be done out of internal accrual. 1) Received NOC from WBPCB valid up to 11.04.2027. 2) Received the renewed Consent to Operate from WBPCB on 31.01.24 & valid up to 31.03.2029. Started on 02.04.2018.





ENVIROCHECK

Laboratory Accredited by NABL (ISO/IEC 17025:2017)

(JAN-26)

(Annexure-2)



TC-6014

TEST REPORT

FORMAT NO.: ENV/EM/38

Name of the Client	: Electrosteel Castings Ltd. (Ferro Alloy Plant)	Type of Industry	: Ferro Alloy Plant		
Address	: Vill. - Kashberia, P.O. - Shibram Nagar, Haldia, Dist. - Purba Medinipur, Pin - 721635	Sampling date	: 06.01.2026		
		Date of received	: 09.01.2026		
		Date (s) of analysis	: 09.01.2026 - 10.01.2026		
		Date of Issue	: 12.01.2026		
Sampling Plan & Procedure	: ENV/SOP/01/02	Deviation from the Sampling Method and Plan	: No	Type of Sample	: Stack Emission
Sample Condition	: Sealed	Sample ID No.	: ENV/10/Jan./A/I	Report ID No.	: ENV/10/Jan./TR(A)/1/25-26
Sample Testing Location	: Permanent Testing				

A. GENERAL INFORMATION ABOUT STACK PROVIDED BY THE INDUSTRY

Stack Attached to	: SEAF - 1		
Shape of Stack	: Circular	Height of Stack (mtr.) (from G. L.)	: 35.0
Materials of Construction	: M.S.	Stack I.D. at sampling point (mtr.)	: 1.80
Capacity	: Rated - 9.0 MVA (Running - 9.0 MVA)	Height of sampling port (mtr.) (from G.L.)	: 30.0
Emission Due to	: Melting of Coke/Coal, Mn-Ore, dolomite & Quartzite		
Fuel Used	: N.A. (Electrically Operated)	Permanent Platform & Ladder	: Yes
Working Fuel Consumption	: Nil		
Pollution Control Device	: Bag Filter		

B. RESULTS

SL. NO.	PARAMETERS	UNIT	METHOD NO.	RESULTS
1.	Flue Gas Temperature	°C	IS 11255 (Part 1)	: 80.7
2.	Barometric Pressure	mm of Hg.	IS 11255 (Part 1)	: 760.0
3.	Velocity of Gas flow	m/s	IS 11255 (Part 1)	: 11.90
4.	Quantity of Gas flow	Nm ³ /hr.	IS 11255 (Part 1)	: 89843.67
5.	Sulfur dioxide	mg/Nm ³	IS 11255 (Part 2)	: 210.07
6.	Oxides of Nitrogen	mg/Nm ³	IS 11255 (Part 7)	: 126.38
7.	Carbon dioxide by ORSAT App	%	IS 13270	: 1.6
8.	O ₂ by Orsat	%	USEPA Method 3	: 17.0
9.	Carbon Monoxide	%	IS 13270	: <1.0
10.	Particulate Matter	mg/Nm ³	IS 11255 (Part 1)	: 12.62
Remarks	: Result relates only to the sample tested.			
	: N.A. means Not Available.			

Reviewed By :

(Durbadal Chakraborty)
(Dy. Quality Manager)

Authorised Signatory :

(Dr. Ajoy Paul)
(Quality Manager)

The above report is continue from to next page.....



TEST REPORT

FORMAT NO.: ENV/FM/38

Name of the Client	: Electrosteel Castings Ltd. (Ferro Alloy Plant)	Type of Industry	: Ferro Alloy Plant		
Address	: Vill. - Kashberia, P.O. - Shibram Nagar, Haldia, Dist. - Purba Medinipur, Pin - 721635	Sampling date	: 06.01.2026		
		Date of received	: 09.01.2026		
		Date (s) of analysis	: 09.01.2026 - 10.01.2026		
		Date of Issue	: 12.01.2026		
Sampling Plan & Procedure	: ENV/SOP/01/02	Deviation from the Sampling Method and Plan	: No	Type of Sample	: Stack Emission
Sample Condition	: Sealed	Sample ID No.	: ENV/10/Jan./A/I	Report ID No.	: ENV/10/Jan./TR(A)/I/25-26
Sample Testing Location	: Permanent Testing				


A. GENERAL INFORMATION ABOUT STACK PROVIDED BY THE INDUSTRY

Stack Attached to	: SEAF - 1	Height of Stack (mtr.) (from G. L.)	: 35.0
Shape of Stack	: Circular	Stack I.D. at sampling point (mtr.)	: 1.80
Materials of Construction	: M.S.	Height of sampling port (mtr.) (from G.L.)	: 30.0
Capacity	: Rated - 9.0 MVA (Running - 9.0 MVA)		
Emission Due to	: Melting of Coke/Coal, Mn-Ore, dolomite & Quartzite		
Fuel Used	: N.A. (Electrically Operated)	Permanent Platform & Ladder	: Yes
Working Fuel Consumption	: Nil		
Pollution Control Device	: Bag Filter		


B. RESULT

SL. NO.	PARAMETER	UNIT	METHOD NO.	RESULT
11.	Moisture	%	IS : 11255 (Part 3)	2.17
Remarks	: Result relates only to the sample tested.			

Reviewed By :


(Durbadal Chakraborty)
(Dy. Quality Manager)

Authorised Signatory :


(Dr. Ajoy Paul)
(Quality Manager)

<End of Report>





ENVIROCHECK

Laboratory Accredited by NABL (ISO/IEC 17025:2017)



TEST REPORT

FORMAT NO.: ENV/EM/38

Name of the Client	: Electrosteel Castings Ltd. (Ferro Alloy Plant)	Type of Industry	: Ferro Alloy Plant		
Address	: Vill. - Kashberia, P.O. - Shibram Nagar, Haldia, Dist. - Purba Medinipur, Pin - 721635	Sampling date	: 06.01.2026		
		Date of received	: 09.01.2026		
		Date (s) of analysis	: 09.01.2026 - 10.01.2026		
		Date of Issue	: 12.01.2026		
Sampling Plan & Procedure	: ENV/SOP/01/02	Deviation from the Sampling Method and Plan	: No	Type of Sample	: Stack Emission
Sample Condition	: Sealed	Sample ID No.	: ENV/10/Jan./A/II	Report ID No.	: ENV/10/Jan./TR(A)/II/25-26
Sample Testing Location	: Permanent Testing				

A. GENERAL INFORMATION ABOUT STACK PROVIDED BY THE INDUSTRY

Stack Attached to	: Raw Material Handling System	Height of Stack (mtr.) (from G. L.)	: 30.0
Shape of Stack	: Circular	Stack I.D. at sampling point (mtr.)	: 0.6096
Materials of Construction	: M.S.	Height of sampling port (mtr.) (from G.L.)	: --
Capacity	: --		
Emission Due to	: Process Activity (Handling of Raw Materials)		
Fuel Used	: N.A.	Permanent Platform & Ladder	: Yes
Working Fuel Consumption	: Nil		
Pollution Control Device	: Bag Filter		

B. RESULTS

SL. NO.	PARAMETERS	UNIT	METHOD NO.	RESULTS
1.	Flue Gas Temperature	°C	IS 11255 (Part 1)	30.3
2.	Barometric Pressure	mm of Hg.	IS 11255 (Part 1)	760.0
3.	Velocity of Gas flow	m/s	IS 11255 (Part 1)	19.26
4.	Quantity of Gas flow	Nm ³ /hr.	IS 11255 (Part 1)	19860.65
5.	Particulate Matter	mg/Nm ³	IS 11255 (Part 1)	20.47
Remarks	: Result relates only to the sample tested. : N.A. means Not Available.			

Reviewed By :

(Durbadal Chakraborty)
(Dy. Quality Manager)

Authorised Signatory :

(Dr. Ajoy Paul)
(Quality Manager)

The above report is continue from to next page.....





ENVIROCHECK

Recognised by MoEF&CC, WBPCB & JSPCB
Accredited by QCI / NABET
Certified by ISO 9001:2015, ISO 14001:2015 & ISO 45001:2018



TEST REPORT

FORMAT NO.: ENV/FM/38

Name of the Client	: Electrosteel Castings Ltd. (Ferro Alloy Plant)	Type of Industry	: Ferro Alloy Plant		
Address	: Vill. - Kashberia, P.O. - Shibram Nagar, Haldia, Dist. - Purba Medinipur, Pin - 721635	Sampling date	: 06.01.2026		
		Date of received	: 09.01.2026		
		Date (s) of analysis	: 09.01.2026 - 10.01.2026		
		Date of Issue	: 12.01.2026		
Sampling Plan & Procedure	: ENV/SOP/01/02	Deviation from the Sampling Method and Plan	: No	Type of Sample	: Stack Emission
Sample Condition	: Sealed	Sample ID No.	: ENV/10/Jan./A/II	Report ID No.	: ENV/10/Jan./TR(A)/II/25-26
Sample Testing Location	: Permanent Testing				

A. GENERAL INFORMATION ABOUT STACK PROVIDED BY THE INDUSTRY

Stack Attached to	: Raw Material Handling System	Height of Stack (mtr.) (from G.L.)	: 30.0
Shape of Stack	: Circular	Stack I.D. at sampling point (mtr.)	: 0.6096
Materials of Construction	: M.S.	Height of sampling port (mtr.) (from G.L.)	: --
Capacity	: --		
Emission Due to	: Process Activity (Handling of Raw Materials)		
Fuel Used	: N.A.	Permanent Platform & Ladder	: Yes
Working Fuel Consumption	: Nil		
Pollution Control Device	: Bag Filter		

B. RESULT

SL. NO.	PARAMETER	UNIT	METHOD NO.	RESULT
11.	Moisture	%	IS : 11255 (Part 3)	Nil
Remarks : Result relates only to the sample tested.				

Reviewed By :

(Durbadal Chakraborty)
(Dy. Quality Manager)

Authorised Signatory :

(Dr. Ajoy Paul)
(Quality Manager)

<End of Report>





TEST REPORT

FORMAT NO.: ENV/FM/38

Name of the Client	: Electrosteel Castings Ltd. (Ferro Alloy Plant)	Type of Industry	: Ferro Alloy Plant		
Address	: Vill. - Kashberia, P.O. - Shibram Nagar, Haldia, Dist - Purba Medinipur, Pin - 721635	Sampling date	: 06.01.2026		
		Date of received	: 09.01.2026		
		Date (s) of analysis	: 09.01.2026 - 10.01.2026		
		Date of Issue	: 12.01.2026		
Sampling Plan & Procedure	: ENV/SOP/01/02	Deviation from the Sampling Method and Plan	: No	Type of Sample	: Stack Emission
Sample Condition	: Sealed	Sample ID No.	: ENV/10/Jan./A/III	Report ID No.	: ENV/10/Jan./TR(A)/III/25-26
Sample Testing Location	: Permanent Testing				

A. GENERAL INFORMATION ABOUT STACK PROVIDED BY THE INDUSTRY

Stack Attached to	: Diesel Generator (Acoustic Enclosure attached)		
Shape of Stack	: Circular	Height of Stack (mtr.) (from G. L.)	: 10.36
Materials of Construction	: M.S.	Stack I.D. at sampling point (mtr.)	: 0.1524
Capacity	: 250 KVA	Height of sampling port (mtr.) (from G.L.)	: 7.32
Emission Due to	: Combustion of H.S.D.		
Fuel Used	: H.S.D.	Permanent Platform & Ladder	: Yes
Working Fuel Consumption	: 57 liter./hr.		
Pollution Control Device	: Nil		

B. RESULTS

SL. NO.	PARAMETERS	UNIT	METHOD NO.	RESULTS
1.	Flue Gas Temperature	°C	IS 11255 (Part 1)	103.0
2.	Barometric Pressure	mm of Hg.	IS 11255 (Part 1)	760.0
3.	Velocity of Gas flow	m/s	IS 11255 (Part 1)	6.27
4.	Quantity of Gas flow	Nm ³ /hr.	IS 11255 (Part 1)	326.06
5.	Sulfur dioxide	mg/Nm ³	IS 11255 (Part 2)	110.37
6.	Oxides of Nitrogen	mg/Nm ³	IS 11255 (Part 7)	121.60
7.	Carbon dioxide by ORSAT App	%	IS 13270	6.6
8.	O ₂ by Orsat	%	USEPA Method 3	12.2
9.	Carbon Monoxide	%	IS 13270	<1.0
10.	Particulate Matter	mg/Nm ³	IS 11255 (Part 1)	15.30
Remarks	: Result relates only to the sample tested. : N.A. means Not Available.			

Reviewed By :

(Durbadal Chakraborty)
(Dy. Quality Manager)

Authorised Signatory :

(Dr. Ajoy Paul)
(Quality Manager)

The above report is continue from to next page.....





ENVIROCHECK

Recognised by MoEF&CC, WBPCB & JSPCB
Accredited by QCI / NABET
Certified by ISO 9001:2015, ISO 14001:2015 & ISO 45001:2018



TEST REPORT

FORMAT NO: ENV/FM/38

Name of the Client	: Electrosteel Castings Ltd. (Ferro Alloy Plant)	Type of Industry	: Ferro Alloy Plant		
Address	: Vill. - Kashberia, P.O. - Shibram Nagar, Haldia, Dist. - Purba Medinipur, Pin - 721635	Sampling date	: 06.01.2026		
		Date of received	: 09.01.2026		
		Date (s) of analysis	: 09.01.2026 - 10.01.2026		
		Date of Issue	: 12.01.2026		
Sampling Plan & Procedure	: ENV/SOP/01/02	Deviation from the Sampling Method and Plan	: No	Type of Sample	: Stack Emission
Sample Condition	: Sealed	Sample ID No.	: ENV/10/Jan./A/III	Report ID No.	: ENV/10/Jan./TR(A)/III/25-26
Sample Testing Location	: Permanent Testing				

A. GENERAL INFORMATION ABOUT STACK PROVIDED BY THE INDUSTRY

Stack Attached to	: Diesel Generator (Acoustic Enclosure attached)		
Shape of Stack	: Circular	Height of Stack (mtr.) (from G. L.)	: 10.36
Materials of Construction	: M.S.	Stack I.D. at sampling point (mtr.)	: 0.1524
Capacity	: 250 KVA	Height of sampling port (mtr.) (from G.L.)	: 7.32
Emission Due to	: Combustion of H.S.D.		
Fuel Used	: H.S.D.	Permanent Platform & Ladder	: Yes
Working Fuel Consumption	: 57 liter./hr.		
Pollution Control Device	: Nil		

B. RESULT

SL. NO.	PARAMETER	UNIT	METHOD NO.	RESULT
11.	Moisture	%	IS : 11255 (Part 3)	Nil
Remarks	: Result relates only to the sample tested.			

Reviewed By :

(Durbadal Chakraborty)
(Dy. Quality Manager)

Authorised Signatory :

(Dr. Ajoy Paul)
(Quality Manager)

<End of Report>






ENVIROCHECK

Recognised by MoEF & CC, WBPCB & JSPCB
 Accredited by NABL (ISO/IEC 17025:2017) & NABET (CERTIFICATE NO.- NABET/EIA/2326/IA 0117)
 Certified by ISO 9001:2015, ISO 14001:2015 & ISO 45001:2018

(OCT-25)



TEST REPORT

FORMAT NO.: ENV/FM/38

Name of the Client	: Electrosteel Castings Ltd. (Ferro Alloy Plant)	Type of Industry	: Ferro Alloy Plant		
Address	: Vill. - Kashberia, P.O. - Shibram Nagar, Haldia, Dist. - Purba Medinipur, Pin - 721635	Sampling date	: 15.10.2025		
		Date of received	: 18.10.2025		
		Date (s) of analysis	: 18.10.2025 - 18.10.2025		
		Date of Issue	: 21.10.2025		
Sampling Plan & Procedure	: ENV/SOP/01/02	Deviation from the Sampling Method and Plan	: No	Type of Sample	: Stack Emission
Sample Condition	: Sealed	Sample ID No.	: ENV/18/Oct./A/1	Report No.	: ENV/18/Oct/TR(A)/1/25-26
Sample Testing Location	: Permanent Testing				

A. GENERAL INFORMATION ABOUT STACK PROVIDED BY THE INDUSTRY

Stack Attached to	: SEAF - 1	Height of Stack (mtr.) (from G. L.)	: 35.0
Shape of Stack	: Circular	Stack I.D. at sampling point (mtr.)	: 1.80
Materials of Construction	: M.S.	Height of sampling port (mtr.) (from G.L.)	: 30.0
Capacity	: Rated - 9.0 MVA (Running - 9.0 MVA)		
Emission Due to	: Melting of Coke/Coal, Mn-Ore, dolomite & Quartzite		
Fuel Used	: N.A. (Electrically Operated)	Permanent Platform & Ladder	: Yes
Working Fuel Consumption	: Nil		
Pollution Control Device	: Bag Filter		

B. RESULTS

SL. NO.	PARAMETERS	UNIT	METHOD NO.	RESULTS
1.	Flue Gas Temperature	°C	IS 11255 (Part 1)	93.0
2.	Barometric Pressure	mm of Hg.	IS 11255 (Part 1)	758.0
3.	Velocity of Gas flow	m/s	IS 11255 (Part 1)	14.52
4.	Quantity of Gas flow	Nm ³ /hr.	IS 11255 (Part 1)	105792.56
5.	Sulfur dioxide	mg/Nm ³	IS 11255 (Part 2)	90.68
6.	Oxides of Nitrogen	mg/Nm ³	IS 11255 (Part 7)	41.48
7.	Carbon dioxide by ORSAT App	%	IS 13270	1.8
8.	O ₂ by Orsat	%	USEPA Method 3	17.2
9.	Carbon Monoxide	%	IS 13270	<1.0
10.	Particulate Matter	mg/Nm ³	IS 11255 (Part 1)	18.33

Remarks : Result relates only to the sample tested.
: N.A. means Not Available.

Reviewed By :

Indrani Bhattacharyya
 (Indrani Bhattacharyya)
 (Dy. Technical Manager)

Authorised Signatory :

Dr. Ajoy Paul
 (Dr. Ajoy Paul)
 (Quality Manager)

The above report is continue from to next page.....





ENVIROCHECK

Recognised by MoEF&CC, WBPCB & JSPCB
Accredited by QCI / NABET
Certified by ISO 9001:2015, ISO 14001:2015 & ISO 45001:2018



TEST REPORT

FORMAT NO : ENV/FM/38

Name of the Client	: Electrosteel Castings Ltd. (Ferro Alloy Plant)	Type of Industry	: Ferro Alloy Plant		
Address	: Vill. - Kashberia, P.O. - Shibram Nagar, Haldia, Dist. - Purba Medinipur, Pin - 721635	Sampling date	: 15.10.2025		
		Date of received	: 18.10.2025		
		Date (s) of analysis	: 18.10.2025 - 18.10.2025		
		Date of Issue	: 21.10.2025		
Sampling Plan & Procedure	: ENV/SOP/01/02	Deviation from the Sampling Method and Plan	: No	Type of Sample	: Stack Emission
Sample Condition	: Sealed	Sample ID No.	: ENV/18/Oct./A/I	Report No.	: ENV/18/Oct/TR(A)/I/25-26
Sample Testing Location	: Permanent Testing				

A. GENERAL INFORMATION ABOUT STACK PROVIDED BY THE INDUSTRY

Stack Attached to	: SEAF - 1		
Shape of Stack	: Circular	Height of Stack (mtr.) (from G. L.)	: 35.0
Materials of Construction	: M.S.	Stack I.D. at sampling point (mtr.)	: 1.80
Capacity	: Rated - 9.0 MVA (Running - 9.0 MVA)	Height of sampling port (mtr.) (from G.L.)	: 30.0
Emission Due to	: Melting of Coke/Coal, Mn-Ore, dolomite & Quartzite		
Fuel Used	: N.A. (Electrically Operated)	Permanent Platform & Ladder	: Yes
Working Fuel Consumption	: Nil		
Pollution Control Device	: Bag Filter		

B. RESULT

SL. NO.	PARAMETER	UNIT	METHOD NO.	RESULT
11.	Moisture	%	IS : 11255 (Part 3)	2.04
Remarks	: Result relates only to the sample tested.			

Reviewed By :

Indrani Bhattacharyya

(Indrani Bhattacharyya)
(Dy. Technical Manager)

Authorised Signatory :

Dr. Ajoy Paul

(Dr. Ajoy Paul)
(Quality Manager)

<End of Report>





ENVIROCHECK

Recognised by MoEF & CC, WBPCB & JSPCB
Accredited by NABL (ISO/IEC 17025:2017) & NABET (CERTIFICATE NO.- NABET/EIA/2326/IA 0117)
Certified by ISO 9001:2015, ISO 14001:2015 & ISO 45001:2018



TC-6014

TEST REPORT

FORMAT NO.: ENV/FM/38

Name of the Client	: Electrosteel Castings Ltd. (Ferro Alloy Plant)	Type of Industry	: Ferro Alloy Plant		
Address	: Vill. - Kashberia, P.O. - Shibram Nagar, Haldia, Dist. - Purba Medinipur, Pin - 721635	Sampling date	: 15.10.2025		
		Date of received	: 18.10.2025		
		Date (s) of analysis	: 18.10.2025 - 18.10.2025		
		Date of Issue	: 21.10.2025		
Sampling Plan & Procedure	: ENV/SOP/01/02	Deviation from the Sampling Method and Plan	: No	Type of Sample	: Stack Emission
Sample Condition	: Sealed	Sample ID No.	: ENV/18/Oct./A/II	Report No.	: ENV/18/Oct/TR(A)/II/25-26
Sample Testing Location	: Permanent Testing				

A. GENERAL INFORMATION ABOUT STACK PROVIDED BY THE INDUSTRY

Stack Attached to	: Raw Materials Handling System		
Shape of Stack	: Circular	Height of Stack (mtr.) (from G. L.)	: 30.0
Materials of Construction	: M.S.	Stack I.D. at sampling point (mtr.)	: 0.6096
Capacity	: --	Height of sampling port (mtr.) (from G.L.)	: 12.18
Emission Due to	: Process Activity (Handling of Raw Materials)		
Fuel Used	: N.A. (Electrically Operated)	Permanent Platform & Ladder	: Yes
Working Fuel Consumption	: Nil		
Pollution Control Device	: Bag Filter		

B. RESULTS

SL. NO.	PARAMETERS	UNIT	METHOD NO.	RESULTS
1.	Flue Gas Temperature	°C	IS 11255 (Part 1)	35.4
2.	Barometric Pressure	mm of Hg.	IS 11255 (Part 1)	758.0
3.	Velocity of Gas flow	m/s	IS 11255 (Part 1)	22.01
4.	Quantity of Gas flow	Nm ³ /hr.	IS 11255 (Part 1)	22262.31
5.	Particulate Matter	mg/Nm ³	IS 11255 (Part 1)	24.28
Remarks	: Result relates only to the sample tested. : N.A. means Not Available.			

Reviewed By :


Indrani Bhattacharya
(Indrani Bhattacharyya)
(Dy. Technical Manager)

Authorised Signatory :

Ajoy Paul
(Dr. Ajoy Paul)
(Quality Manager)

The above report is continue from to next page.....





ENVIROCHECK

Recognised by MoEF&CC, WBPCB & JSPCB
Accredited by QCI / NABET
Certified by ISO 9001:2015, ISO 14001:2015 & ISO 45001:2018



TEST REPORT

FORMAT NO : ENV/FM/38

Name of the Client	: Electrosteel Castings Ltd. (Ferro Alloy Plant)	Type of Industry	: Ferro Alloy Plant		
Address	: Vill. - Kashberia, P.O. - Shibram Nagar, Haldia, Dist. - Purba Medinipur, Pin - 721635	Sampling date	: 15.10.2025		
		Date of received	: 18.10.2025		
		Date (s) of analysis	: 18.10.2025 - 18.10.2025		
		Date of Issue	: 21.10.2025		
Sampling Plan & Procedure	: ENV/SOP/01/02	Deviation from the Sampling Method and Plan	: No	Type of Sample	: Stack Emission
Sample Condition	: Sealed	Sample ID No.	: ENV/18/Oct./A/II	Report No.	: ENV/18/Oct/TR(A)/II/25-26
Sample Testing Location	: Permanent Testing				

A. GENERAL INFORMATION ABOUT STACK PROVIDED BY THE INDUSTRY

Stack Attached to	: Raw Materials Handling System	Height of Stack (mtr.) (from G. L.)	: 30.0
Shape of Stack	: Circular	Stack I.D. at sampling point (mtr.)	: 0.6096
Materials of Construction	: M.S.	Height of sampling port (mtr.) (from G.L.)	: 12.18
Capacity	: --		
Emission Due to	: Process Activity (Handling of Raw Materials)	Permanent Platform & Ladder	: Yes
Fuel Used	: N.A. (Electrically Operated)		
Working Fuel Consumption	: Nil		
Pollution Control Device	: Bag Filter		

B. RESULT

SL. NO.	PARAMETER	UNIT	METHOD NO.	RESULT
11.	Moisture	%	IS : 11255 (Part 3)	Nil
Remarks : Result relates only to the sample tested.				

Reviewed By :

Indrani Bhattacharyya

(Indrani Bhattacharyya)
(Dy. Technical Manager)

Authorised Signatory :

Dr. Ajoy Paul

(Dr. Ajoy Paul)
(Quality Manager)

<End of Report>





ENVIROCHECK

Recognised by MoEF & CC, WBPCB & JSPCB
Accredited by NABL (ISO/IEC 17025:2017) & NABET (CERTIFICATE NO.- NABET/EIA/2326/IA 0117)
Certified by ISO 9001:2015, ISO 14001:2015 & ISO 45001:2018



TC-6014

TEST REPORT

FORMAT NO.: ENV/FM/38

Name of the Client	: Electrosteel Castings Ltd. (Ferro Alloy Plant)	Type of Industry	: Ferro Alloy Plant		
Address	: Vill. - Kashberia, P.O. - Shibram Nagar, Haldia, Dist. - Purba Medinipur, Pin - 721635	Sampling date	: 15.10.2025		
		Date of received	: 18.10.2025		
		Date (s) of analysis	: 18.10.2025 - 18.10.2025		
		Date of Issue	: 21.10.2025		
Sampling Plan & Procedure	: ENV/SOP/01/02	Deviation from the Sampling Method and Plan	: No	Type of Sample	: Stack Emission
Sample Condition	: Sealed	Sample ID No.	: ENV/18/Oct./A/III	Report No.	: ENV/18/Oct/TR(A)/III/25-26
Sample Testing Location	: Permanent Testing				

A. GENERAL INFORMATION ABOUT STACK PROVIDED BY THE INDUSTRY

Stack Attached to	: Diesel Generator (Acoustic Enclosure attached)	Height of Stack (mtr.) (from G.L.)	: 10.36
Shape of Stack	: Circular	Stack I.D. at sampling point (mtr.)	: 0.1524
Materials of Construction	: M.S.	Height of sampling port (mtr.) (from G.L.)	: 7.92
Capacity	: 250 KVA		
Emission Due to	: Combustion of H.S.D	Permanent Platform & Ladder	: Yes
Fuel Used	: H.S.D		
Working Fuel Consumption	: 57 liter./hr.		
Pollution Control Device	: Nil		

B. RESULTS

SL. NO.	PARAMETERS	UNIT	METHOD NO.	RESULTS
1.	Flue Gas Temperature	°C	IS 11255 (Part 1)	101.0
2.	Barometric Pressure	mm of Hg.	IS 11255 (Part 1)	758.0
3.	Velocity of Gas flow	m/s	IS 11255 (Part 1)	7.19
4.	Quantity of Gas flow	Nm ³ /hr.	IS 11255 (Part 1)	374.92
5.	Sulfur dioxide	mg/Nm ³	IS 11255 (Part 2)	57.82
6.	Oxides of Nitrogen	mg/Nm ³	IS 11255 (Part 7)	64.53
7.	Carbon dioxide by ORSAT App	%	IS 13270	7.2
8.	O ₂ by Orsat	%	USEPA Method 3	12.0
9.	Carbon Monoxide	%	IS 13270	<1.0
10.	Particulate Matter	mg/Nm ³	IS 11255 (Part 1)	19.79
Remarks	: Result relates only to the sample tested. : N.A. means Not Available.			

Reviewed By :

Indrani Bhattacharyya
(Indrani Bhattacharyya)
(Dy. Technical Manager)

Authorised Signatory :

Dr. Ajoy Paul
(Dr. Ajoy Paul)
(Quality Manager)

The above report is continue from to next page.....





ENVIROCHECK

Recognised by MoEF&CC, WBPCB & JSPCB
Accredited by QCI / NABET
Certified by ISO 9001:2015, ISO 14001:2015 & ISO 45001:2018



TEST REPORT

FORMAT NO.: ENV/FM/38

Name of the Client	: Electrosteel Castings Ltd. (Ferro Alloy Plant)	Type of Industry	: Ferro Alloy Plant		
Address	: Vill. - Kashberia, P.O. - Shibram Nagar, Haldia, Dist. - Purba Medinipur, Pin - 721635	Sampling date	: 15.10.2025		
		Date of received	: 18.10.2025		
		Date (s) of analysis	: 18.10.2025 - 18.10.2025		
		Date of Issue	: 21.10.2025		
Sampling Plan & Procedure	: ENV/SOP/01/02	Deviation from the Sampling Method and Plan	: No	Type of Sample	: Stack Emission
Sample Condition	: Sealed	Sample ID No.	: ENV/18/Oct./A/III	Report No.	: ENV/18/Oct/TR(A)/III/25-26
Sample Testing Location	: Permanent Testing				

A. GENERAL INFORMATION ABOUT STACK PROVIDED BY THE INDUSTRY

Stack Attached to	: Diesel Generator (Acoustic Enclosure attached)	Height of Stack (mtr.) (from G. L.)	: 10.36
Shape of Stack	: Circular	Stack I.D. at sampling point (mtr.)	: 0.1524
Materials of Construction	: M.S.	Height of sampling port (mtr.) (from G.L.)	: 7.92
Capacity	: 250 KVA		
Emission Due to	: Combustion of H.S.D	Permanent Platform & Ladder	: Yes
Fuel Used	: H.S.D		
Working Fuel Consumption	: 57 liter./hr.		
Pollution Control Device	: Nil		

B. RESULT

SL. NO.	PARAMETER	UNIT	METHOD NO.	RESULT
11.	Moisture	%	IS : 11255 (Part 3)	Nil
Remarks	: Result relates only to the sample tested.			

Reviewed By :

Indrani Bhattacharyya
(Indrani Bhattacharyya)
(Dy. Technical Manager)

Authorised Signatory :

Dr. Ajoy Paul
(Dr. Ajoy Paul)
(Quality Manager)

<End of Report>



AMBIENT AIR QUALITY

SUMMARY REPORT

October - 2025 to March - 2026

**Electrosteel Castings Ltd.
Ferro Alloy Plant
Haldia, Kasberia, P.O. -
Shivramnagar, Pin - 721635**



ENVIROCHECK

Recognised by MoEF&CC, WBPCB & JSPCB
 Accredited by QCI / NABET
 Certified by ISO 9001:2015, ISO 14001:2015 & ISO 45001:2018



SUMMARY REPORT –Oct, 2025

Parameters	Dakshin Kashberia- South side of the Factory (Outside Factory Premises)									Avg	Limit as per NAAQ Standards (24 hours) (Schedule VII)
	04.10.2025	07.10.2025	10.10.2025	13.10.2025	16.10.2025	22.10.2025	25.10.2025	27.10.2025	29.10.2025		
PM2.5(µg/m ³)	32.5	31.8	26.5	42.5	34.5	33.2	31.6	30.8	36.8	33.35	60
PM10 (µg/m ³)	61.8	62.5	49.5	74.2	70.1	67.2	63.8	60.1	67.2	64.04	100
SO2 (µg/m ³)	6.2	5.8	4.8	7.2	6.5	6.8	5.8	6.2	5.8	6.12	80
NOx (µg/m ³)	20.0	18.5	15.0	26.5	20.0	24.5	20.0	23.5	18.5	20.72	80
Parameters	Main Gate of Ferro Alloy Plant (Inside Factory Premises)									Avg	Limit as per NAAQ Standards (24 hours) (Schedule VII)
	04.10.2025	07.10.2025	10.10.2025	13.10.2025	16.10.2025	22.10.2025	25.10.2025	27.10.2025	29.10.2025		
PM2.5(µg/m ³)	33.5	34.2	28.6	34.5	36.2	33.5	32.8	41.6	38.9	34.86	60
PM10 (µg/m ³)	67.5	71.2	51.8	65.2	74.5	63.5	62.8	74.2	68.2	66.54	100
SO2 (µg/m ³)	7.2	8.5	6.5	6.2	5.8	7.2	6.8	6.5	5.2	6.65	80
NOx (µg/m ³)	25.0	30.0	26.5	20.0	18.5	26.5	24.2	25.0	21.5	24.13	80
Parameters	Kashberia Uttarpally (North Side) (Outside Factory Premises)									Avg	Limit as per NAAQ Standards (24 hours) (Schedule VII)
	04.10.2025	07.10.2025	10.10.2025	13.10.2025	16.10.2025	22.10.2025	25.10.2025	27.10.2025	29.10.2025		
PM2.5(µg/m ³)	32.5	33.6	28.5	32.6	29.2	30.5	32.8	34.8	29.5	31.55	60
PM10 (µg/m ³)	67.2	65.1	48.3	64.5	57.2	62.8	57.2	58.3	57.2	59.75	100
SO2 (µg/m ³)	6.2	6.8	4.8	7.2	6.5	6.8	5.6	5.2	6.2	6.14	80
NOx (µg/m ³)	15.0	26.5	15.0	20.0	18.5	23.5	25.0	21.5	25.0	21.11	80
Parameters	Kishmat Shibramnagar West side (Outside Factory Premises)									Avg	Limit as per NAAQ Standards (24 hours) (Schedule VII)
	04.10.2025	07.10.2025	10.10.2025	13.10.2025	16.10.2025	22.10.2025	25.10.2025	27.10.2025	29.10.2025		
PM2.5(µg/m ³)	31.5	29.5	26.2	34.2	36.2	31.5	28.2	30.6	32.8	31.18	60
PM10 (µg/m ³)	62.5	57.2	54.8	63.2	71.5	69.2	58.2	61.5	63.2	62.36	100
SO2 (µg/m ³)	6.5	8.2	4.8	6.5	6.2	7.2	5.8	6.5	6.2	6.43	80
NOx (µg/m ³)	20.0	25.0	15.0	23.5	26.5	30.0	21.5	25.0	23.5	23.33	80





ENVIROCHECK

Recognised by MoEF&CC, WBPCB & JSPCB
Accredited by QCI / NABET
Certified by ISO 9001:2015, ISO 14001:2015 & ISO 45001:2018



SUMMARY REPORT –Nov, 2025

Parameters	Dakshin Kashberia- South side of the Factory (Outside Factory Premises)								Avg	Limit as per NAAQ Standards (24 hours) (Schedule VII)
	05.11.2025	08.11.2025	11.11.2025	15.11.2025	19.11.2025	21.11.2025	24.11.2025	27.11.2025		
PM2.5($\mu\text{g}/\text{m}^3$)	35.6	32.5	39.2	30.5	32.3	34.4	31.5	26.8	32.85	60
PM10 ($\mu\text{g}/\text{m}^3$)	74.2	65.3	79.8	59.6	61.2	64.6	60.2	55.6	65.06	100
SO2 ($\mu\text{g}/\text{m}^3$)	6.5	7.2	6.8	6.2	5.8	7.5	6.8	5.2	6.5	80
NOx ($\mu\text{g}/\text{m}^3$)	18.5	20.0	26.5	15.0	12.5	20.0	18.5	15.0	18.25	80
Parameters	Main Gate of Ferro Alloy Plant (Inside Factory Premises)								Avg	Limit as per NAAQ Standards (24 hours) (Schedule VII)
	05.11.2025	08.11.2025	11.11.2025	15.11.2025	19.11.2025	21.11.2025	24.11.2025	27.11.2025		
PM2.5($\mu\text{g}/\text{m}^3$)	32.5	36.2	33.5	30.8	34.2	28.5	34.2	30.1	32.5	60
PM10 ($\mu\text{g}/\text{m}^3$)	61.5	73.2	68.2	65.2	67.5	60.2	63.5	60.2	64.93	100
SO2 ($\mu\text{g}/\text{m}^3$)	6.5	7.2	6.8	6.2	6.8	5.8	6.5	6.2	6.5	80
NOx ($\mu\text{g}/\text{m}^3$)	20.0	23.5	20.0	18.5	15.0	12.5	16.5	15.0	17.62	80
Parameters	Kashberia Uttarpally (North Side) (Outside Factory Premises)								Avg	Limit as per NAAQ Standards (24 hours) (Schedule VII)
	05.11.2025	08.11.2025	11.11.2025	15.11.2025	19.11.2025	21.11.2025	24.11.2025	27.11.2025		
PM2.5($\mu\text{g}/\text{m}^3$)	32.5	28.5	34.2	36.2	31.8	35.1	36.2	29.5	33.00	60
PM10 ($\mu\text{g}/\text{m}^3$)	65.2	58.4	61.2	69.2	63.5	65.1	71.2	60.5	64.28	100
SO2 ($\mu\text{g}/\text{m}^3$)	6.5	5.8	5.2	7.2	6.8	6.5	8.2	6.5	6.58	80
NOx ($\mu\text{g}/\text{m}^3$)	18.5	15.0	16.5	20.0	16.5	15.0	23.5	18.5	17.93	80
Parameters	Kishmat Shibrarnagar West side (Outside Factory Premises)								Avg	Limit as per NAAQ Standards (24 hours) (Schedule VII)
	05.11.2025	08.11.2025	11.11.2025	15.11.2025	19.11.2025	21.11.2025	24.11.2025	27.11.2025		
PM2.5($\mu\text{g}/\text{m}^3$)	32.5	33.6	29.5	37.2	34.2	32.8	30.1	31.5	32.67	60
PM10 ($\mu\text{g}/\text{m}^3$)	61.5	64.2	58.2	71.6	64.2	67.2	60.5	62.8	63.77	100
SO2 ($\mu\text{g}/\text{m}^3$)	5.2	8.5	9.2	6.5	7.2	6.8	7.6	5.2	7.02	80
NOx ($\mu\text{g}/\text{m}^3$)	15.0	20.0	26.5	21.5	23.5	20.0	23.5	15.0	20.62	80





ENVIROCHECK

Recognised by MoEF&CC, WBPCB & JSPCB
 Accredited by QCI / NABET
 Certified by ISO 9001:2015, ISO 14001:2015 & ISO 45001:2018



SUMMARY REPORT –Dec, 2025

Parameters	Dakshin Kashberia- South side of the Factory (Outside Factory Premises)									Avg	Limit as per NAAQ Standards (24 hours) (Schedule VII)
	03.12.2025	06.12.2025	09.12.2025	12.12.2025	18.12.2025	20.12.2025	22.12.2025	26.12.2025	29.12.2025		
PM2.5(µg/m ³)	41.8	39.2	42.6	49.5	38.2	39.5	34.2	42.6	45.7	41.47	60
PM10 (µg/m ³)	71.2	67.5	78.2	81.5	74.2	76.4	67.2	65.1	76.5	73.08	100
SO ₂ (µg/m ³)	6.5	5.8	7.2	9.5	7.5	6.5	7.2	8.5	9.2	7.54	80
NO _x (µg/m ³)	18.5	15.0	23.5	25.0	21.5	20.0	25.0	28.2	30.0	22.96	80
Parameters	Main Gate of Ferro Alloy Plant (Inside Factory Premises)									Avg	Limit as per NAAQ Standards (24 hours) (Schedule VII)
	03.12.2025	06.12.2025	09.12.2025	12.12.2025	18.12.2025	20.12.2025	22.12.2025	26.12.2025	29.12.2025		
PM2.5(µg/m ³)	46.5	43.8	45.1	38.2	45.8	43.8	39.6	35.2	41.6	42.17	60
PM10 (µg/m ³)	84.6	81.5	78.2	76.5	82.5	74.2	71.5	67.2	69.5	76.18	100
SO ₂ (µg/m ³)	8.2	9.5	7.6	10.5	8.5	9.6	7.5	6.8	7.2	8.37	80
NO _x (µg/m ³)	23.5	25.0	28.2	32.5	24.1	25.0	26.5	24.2	28.5	26.38	80
Parameters	Kashberia Uttarpally (North Side) (Outside Factory Premises)									Avg	Limit as per NAAQ Standards (24 hours) (Schedule VII)
	03.12.2025	06.12.2025	09.12.2025	12.12.2025	18.12.2025	20.12.2025	22.12.2025	26.12.2025	29.12.2025		
PM2.5(µg/m ³)	47.6	47.2	41.6	39.2	48.2	46.1	41.8	42.5	38.1	43.58	60
PM10 (µg/m ³)	74.8	74.2	68.5	62.8	76.2	74.5	63.8	67.5	62.5	69.42	100
SO ₂ (µg/m ³)	6.5	8.2	7.5	6.8	7.6	8.5	9.2	8.6	7.6	7.8	80
NO _x (µg/m ³)	16.5	18.5	20.0	16.2	21.5	18.5	15.0	23.5	15.6	18.36	80
Parameters	Kishmat Shibrarnagar West side (Outside Factory Premises)									Avg	Limit as per NAAQ Standards (24 hours) (Schedule VII)
	03.12.2025	06.12.2025	09.12.2025	12.12.2025	18.12.2025	20.12.2025	22.12.2025	26.12.2025	29.12.2025		
PM2.5(µg/m ³)	38.2	39.5	41.2	39.5	42.6	45.1	43.8	42.6	41.5	41.55	60
PM10 (µg/m ³)	75.2	68.5	69.2	67.4	62.5	66.8	71.6	75.1	73.5	69.97	100
SO ₂ (µg/m ³)	6.8	6.2	7.6	6.8	7.6	8.2	7.6	8.3	7.2	7.36	80
NO _x (µg/m ³)	15.0	18.5	20.0	23.5	18.5	25.0	20.0	25.0	23.5	21.00	80





ENVIROCHECK

Recognised by MoEF&CC, WBPCB & JSPCB
Accredited by QCI / NABET
Certified by ISO 9001:2015, ISO 14001:2015 & ISO 45001:2018



SUMMARY REPORT –Jan, 2026

Parameters	Dakshin Kashberia- South side of the Factory (Outside Factory Premises)									Avg	Limit as per NAAQ Standards (24 hours) (Schedule VII)
	02.01.2026	07.01.2026	10.01.2026	14.01.2026	16.01.2026	19.01.2026	22.01.2026	27.01.2026	30.01.2026		
PM2.5(µg/m ³)	36.2	42.8	31.5	32.5	41.8	30.2	39.2	35.2	32.5	35.76	60
PM10 (µg/m ³)	59.2	65.1	62.8	67.5	71.2	62.5	73.5	68.2	63.5	65.94	100
SO2 (µg/m ³)	8.2	6.5	6.2	7.2	6.2	7.8	8.2	6.5	7.2	7.11	80
NOx (µg/m ³)	25.0	23.5	20.0	28.5	15.0	18.5	20.0	16.5	21.5	20.94	80
Parameters	Main Gate of Ferro Alloy Plant (Inside Factory Premises)									Avg	Limit as per NAAQ Standards (24 hours) (Schedule VII)
	02.01.2026	07.01.2026	10.01.2026	14.01.2026	16.01.2026	19.01.2026	22.01.2026	27.01.2026	30.01.2026		
PM2.5(µg/m ³)	41.2	48.5	43.2	41.5	42.8	40.1	38.5	46.5	43.7	42.88	60
PM10 (µg/m ³)	71.5	76.2	74.2	69.2	65.1	63.5	60.1	78.2	73.5	70.16	100
SO2 (µg/m ³)	6.5	7.8	9.5	12.5	9.6	8.5	11.5	9.5	6.8	9.13	80
NOx (µg/m ³)	15.0	20.0	18.5	23.8	20.0	25.0	23.5	20.0	15.0	20.08	80
Parameters	Kashberia Uttarpally (North Side) (Outside Factory Premises)									Avg	Limit as per NAAQ Standards (24 hours) (Schedule VII)
	02.01.2026	07.01.2026	10.01.2026	14.01.2026	16.01.2026	19.01.2026	22.01.2026	27.01.2026	30.01.2026		
PM2.5(µg/m ³)	38.2	32.6	39.2	35.1	39.5	42.8	41.6	45.8	40.1	39.43	60
PM10 (µg/m ³)	67.2	59.1	63.8	65.2	67.1	68.2	74.6	71.5	62.8	66.61	100
SO2 (µg/m ³)	7.2	6.5	7.8	6.2	5.8	6.2	6.5	7.6	6.2	6.66	80
NOx (µg/m ³)	23.5	21.8	25.0	20.0	21.5	18.5	20.0	28.5	20.0	22.08	80
Parameters	Kishmat Shibrarnagar West side (Outside Factory Premises)									Avg	Limit as per NAAQ Standards (24 hours) (Schedule VII)
	02.01.2026	07.01.2026	10.01.2026	14.01.2026	16.01.2026	19.01.2026	22.01.2026	27.01.2026	30.01.2026		
PM2.5(µg/m ³)	42.6	39.5	33.6	41.5	37.5	33.5	41.6	43.5	31.8	38.34	60
PM10 (µg/m ³)	61.8	72.5	65.2	62.8	71.2	64.2	73.5	70.1	67.2	67.61	100
SO2 (µg/m ³)	7.2	6.8	6.5	5.8	9.5	8.5	7.2	6.8	5.8	7.12	80
NOx (µg/m ³)	20.0	18.5	16.5	15.0	23.5	20.0	16.5	15.0	12.5	17.5	80





ENVIROCHECK

Recognised by MoEF&CC, WBPCB & JSPCB
Accredited by QCI / NABET
Certified by ISO 9001:2015, ISO 14001:2015 & ISO 45001:2018



SUMMARY REPORT –Feb, 2026

Parameters	Dakshin Kashberia- South side of the Factory (Outside Factory Premises)								Avg	Limit as per NAAQ Standards (24 hours) (Schedule VII)
	02.02.2026	07.02.2026	11.02.2026	14.02.2026	16.02.2026	19.02.2026	24.02.2026	27.02.2026		
PM2.5(µg/m ³)	36.2	32.5	31.8	34.8	36.2	30.8	28.5	26.2	32.12	60
PM10 (µg/m ³)	74.2	67.2	65.1	63.2	70.2	65.8	60.2	57.2	65.38	100
SO2 (µg/m ³)	6.5	7.2	5.6	5.2	6.5	6.8	5.2	4.8	5.97	80
NOx (µg/m ³)	15.0	20.0	12.5	16.5	15.0	18.5	12.5	10.0	15.00	80
Parameters	Main Gate of Ferro Alloy Plant (Inside Factory Premises)								Avg	Limit as per NAAQ Standards (24 hours) (Schedule VII)
	02.02.2026	07.02.2026	11.02.2026	14.02.2026	16.02.2026	19.02.2026	24.02.2026	27.02.2026		
PM2.5(µg/m ³)	36.5	39.2	35.1	42.5	40.2	38.5	42.5	36.8	39.91	60
PM10 (µg/m ³)	67.2	74.6	62.5	73.8	71.5	67.2	72.5	68.2	69.68	100
SO2 (µg/m ³)	6.2	7.6	5.2	6.8	7.2	6.5	7.4	6.8	6.71	80
NOx (µg/m ³)	18.5	20.0	15.0	16.5	18.2	15.0	20.0	18.5	17.71	80
Parameters	Kashberia Uttarpally (North Side) (Outside Factory Premises)								Avg	Limit as per NAAQ Standards (24 hours) (Schedule VII)
	02.02.2026	07.02.2026	11.02.2026	14.02.2026	16.02.2026	19.02.2026	24.02.2026	27.02.2026		
PM2.5(µg/m ³)	32.5	36.5	38.2	30.5	34.8	36.2	34.1	31.5	34.28	60
PM10 (µg/m ³)	62.5	67.5	68.5	61.2	71.5	68.2	64.5	62.8	65.83	100
SO2 (µg/m ³)	6.5	7.2	6.8	5.8	6.5	6.2	5.8	6.4	6.4	80
NOx (µg/m ³)	16.5	18.5	18.2	15.0	12.5	16.5	12.5	10.0	14.96	80
Parameters	Kishmat Shibrannagar West side (Outside Factory Premises)								Avg	Limit as per NAAQ Standards (24 hours) (Schedule VII)
	02.02.2026	07.02.2026	11.02.2026	14.02.2026	16.02.2026	19.02.2026	24.02.2026	27.02.2026		
PM2.5(µg/m ³)	36.2	38.5	33.6	34.2	30.5	36.1	32.5	33.8	34.42	60
PM10 (µg/m ³)	68.2	71.5	67.2	65.2	61.8	68.2	63.5	64.8	66.30	100
SO2 (µg/m ³)	6.5	7.52	6.2	5.8	4.8	6.5	7.2	6.2	6.34	80
NOx (µg/m ³)	15.0	18.5	12.5	12.5	10.0	16.5	20.0	16.5	15.18	80





ENVIROCHECK

Recognised by MoEF&CC, WBPCB & JSPCB
Accredited by QCI / NABET
Certified by ISO 9001:2015, ISO 14001:2015 & ISO 45001:2018



SUMMARY REPORT -Mar, 2026

Parameters	Dakshin Kashberia- South side of the Factory (Outside Factory Premises)									Avg	Limit as per NAAQ Standards (24 hours) (Schedule VII)
	02.03.2026	05.03.2026	10.03.2026	14.03.2026	18.03.2026	20.03.2026	24.03.2026	28.03.2026	30.03.2026		
PM2.5(µg/m ³)	32.5	30.8	35.8	26.5	32.4	26.8	30.2	31.5	28.5	30.55	60
PM10 (µg/m ³)	62.5	60.2	64.8	58.2	65.2	42.5	64.5	68.2	54.3	60.04	100
SO2 (µg/m ³)	6.20	5.80	6.50	5.20	6.80	7.20	6.50	6.20	5.20	6.17	80
NOx (µg/m ³)	20.0	18.5	23.5	15.0	20.0	25.0	21.5	25.0	18.50	20.77	80
Parameters	Main Gate of Ferro Alloy Plant (Inside Factory Premises)									Avg	Limit as per NAAQ Standards (24 hours) (Schedule VII)
	02.03.2026	05.03.2026	10.03.2026	14.03.2026	18.03.2026	20.03.2026	24.03.2026	28.03.2026	30.03.2026		
PM2.5(µg/m ³)	36.2	32.5	33.8	34.2	31.5	26.8	35.1	28.5	23.5	31.34	60
PM10 (µg/m ³)	74.2	65.8	69.2	65.2	60.2	47.2	67.2	54.2	41.8	60.55	100
SO2 (µg/m ³)	6.2	5.8	7.2	5.8	5.2	4.8	5.2	5.6	4.8	5.62	80
NOx (µg/m ³)	16.5	15.0	26.5	20.0	18.5	15.0	16.5	20.0	18.5	18.5	80
Parameters	Kashberia Uttarpally (North Side) (Outside Factory Premises)									Avg	Limit as per NAAQ Standards (24 hours) (Schedule VII)
	02.03.2026	05.03.2026	10.03.2026	14.03.2026	18.03.2026	20.03.2026	24.03.2026	28.03.2026	30.03.2026		
PM2.5(µg/m ³)	32.5	34.8	30.5	28.2	31.5	21.5	31.5	34.5	23.5	29.83	60
PM10 (µg/m ³)	62.5	68.2	60.2	57.2	63.5	43.5	60.8	73.5	46.8	59.57	100
SO2 (µg/m ³)	6.5	7.2	6.2	6.4	6.5	5.2	4.8	5.8	4.8	5.93	80
NOx (µg/m ³)	16.5	20.0	15.0	18.5	20.0	16.5	15.0	18.5	12.5	16.94	80
Parameters	Kishmat Shibramnagar West side (Outside Factory Premises)									Avg	Limit as per NAAQ Standards (24 hours) (Schedule VII)
	02.03.2026	05.03.2026	10.03.2026	14.03.2026	18.03.2026	20.03.2026	24.03.2026	28.03.2026	30.03.2026		
PM2.5(µg/m ³)	32.5	34.8	33.6	30.5	31.5	26.5	34.8	30.2	24.8	31.02	60
PM10 (µg/m ³)	61.5	74.2	65.1	63.8	60.1	49.2	68.2	62.8	57.2	62.45	100
SO2 (µg/m ³)	6.2	7.6	6.8	5.8	5.2	4.8	6.2	5.8	4.8	5.91	80
NOx (µg/m ³)	20.0	23.5	18.5	15.0	12.5	15.0	16.5	15.0	12.5	16.5	80

Date: 08.04.2026

Authorized Signatory:

DR. AJAY PAUL
Scientist





ENVIROCHECK

Recognised by MoEF&CC, WBPCB & JSPCB
Accredited by NABL (ISO/IEC 17025:2017)
Certified by ISO 9001:2015, ISO 14001:2015 & ISO 45001 : 2018

March-26



TEST REPORT

I.	Name of the Industry/Factory/Company	:	Electro Steel Castings Limited (Ferro Alloy Plant)
II.	Address	:	Works - Kashberia, P.O - Shivramnagar, Haldia, District - Purba Medinipore, Pin - 721635
III.	Date of Sampling	:	02/03/2026
IV.	Reporting Date	:	05/03/2026
V.	Report No	:	ENV/303A/Mar/(TR)N/25-26
VI.	Method No	:	IS 15575 (Part 2), 2022
VII.	Time of Duration of Noise	:	20 Minutes
VIII.	Height from Ground Level	:	4feet
IX.	Distance of Source	:	3 Meter
X.	Type of Industry	:	Ferro Alloy Plant
XI.	Sample Monitoring by	:	Mr. Buddhadeb Pal

RESULT OF AMBIENT NOISE LEVEL STUDY

MONITORING IN FERRO-ALLOY PLANT (DAY TIME)

Sl. No.	Location	S1	S2	S3	S4	S5	S6	S7	S8	S9	S10	Min dB(A)	Max dB(A)	Average dB(A)	Leq dB(A)
		7:00 A.M	9:00 A.M	11:00 A.M	1:00 P.M	3:00 P.M	5:00 P.M	6:00 P.M	7:00 P.M	8:00 P.M	9:00 P.M				
1.	Main Gate (West Side)	59.9	60.5	59.3	58.1	61.5	63.5	64.3	62.2	61.5	61.0	58.1	64.3	61.18	61.54
2.	East Side Boundary Wall	61.4	63.4	63.0	62.8	62.5	63.3	62.0	61.8	62.4	63.7	61.4	63.7	62.61	62.69
3.	South Side Boundary Wall (Towards COP Coal Shed)	62.5	61.9	59.8	62.8	63.3	64.4	65.1	65.9	66.7	65.0	59.8	66.7	63.65	64.16
4.	North Side Boundary Wall (Towards Pattern Shop)	60.8	60.3	61.6	62.2	61.1	63.7	62.0	65.7	64.6	63.8	60.3	65.7	62.65	62.35
5.	Limit	75													

H.O. Laboratory Email : 63/B, Rastraguru Avenue, Kolkata - 700028 Phone (033-25792891/25497490 : 51, 185, 186, 189,190, 192 & 326/3 Rastraguru Avenue, Kolkata - 700028 : envirocheck50@gmail.com / info@envirocheck.in/ / Website : www.envirocheck.in





ENVIROCHECK

Recognised by MoEF&CC, WBPCB & JSPCB
Accredited by NABL (ISO/IEC 17025:2017)
Certified by ISO 9001:2015, ISO 14001:2015 & ISO 45001 : 2018



RESULT OF NOISE LEVEL STUDY

MONITORING IN FERRO-ALLOY PLANT (NIGHT TIME)

Sl. No.	Location	S1 10:00 P.M	S2 10:30 P.M	S3 11:00 P.M	S4 11:30 P.M	S5 12:00 P.M	S6 12:30 A.M	S7 1:00 A.M	S8 1:30 A.M	S9 2:00 A.M	S10 2:30 A.M	Min dB(A)	Max dB(A)	Average dB(A)	Leq dB(A)
1.	Main Gate (West Side)	55.3	56.1	58.1	59.4	53.4	52.8	51.0	52.2	53.7	52.5	51.0	59.4	54.57	55.28
2.	East Side Boundary Wall	53.7	54.4	51.7	52.8	53.3	56.6	57.5	58.3	57.1	58.5	51.7	58.5	55.34	56.00
3.	South Side Boundary Wall (Towards COP Coal Shed)	53.5	51.9	54.8	56.7	55.3	55.0	56.3	52.8	51.9	52.2	51.9	56.7	54.08	54.38
4.	North Side Boundary Wall (Towards Pattern Shop)	51.4	53.3	56.7	52.8	51.9	51.0	52.5	57.7	56.8	56.0	51.0	57.7	54.06	54.68
5.	Limit	70													

** Mean of L_{eq} - Equivalent to Sound Energy
Limit in Leq dB(A)

Category Area	Day Time dB(A)	Night Time dB(A)
A. Industrial Area	75	70
B. Commercial Area	65	55
C. Residential Area	55	45
D. Silence Zone	50	40

**Day Time is reckoned in between
6:00 A.M & 10:00 P.M

**Night Time is reckoned in between
10:00 P.M & 6:00 A.M

(Central Pollution Control Board, Ministry of Environment & Forests Government of India) &
(Department of Environment, Government of West Bengal)

>End of Report<


Report Print Date: 05/03/2026

Authorized Signatory with Stamp

Dr. Ajoy Paul
(Quality Manager)

H.O. : 63/B, Rastraguru Avenue, Kolkata - 700028 Phone (033-25792891/25497490
Laboratory : 51, 185, 186, 189, 190, 192 & 326/3 Rastraguru Avenue, Kolkata - 700028
Email : envirocheck50@gmail.com / info@envirocheck.in/ / Website : www.envirocheck.in





ENVIROCHECK

Recognised by MoEF&CC, WBPCB & JSPCB
Accredited by NABL (ISO/IEC 17025:2017)
Certified by ISO 9001:2015, ISO 14001:2015 & ISO 45001 : 2018

(FAP)

Dec-2025

(Annexure-4)



TEST REPORT

I.	Name of the Industry/Factory/Company	:	Electro Steel Castings Limited (Ferro Alloy Plant)
II.	Address	:	Works - Kashberia, P.O - Shivramnagar, Haldia, District - Purba Medinipore, Pin - 721635
III.	Date of Sampling	:	03/12/2025
IV.	Reporting Date	:	12/12/2025
V.	Report No	:	ENV/247/Dec/(TR)N/25-26
VI.	Method No	:	IS 15575 (Part 2), 2022
VII.	Time of Duration of Noise	:	20 Minutes
VIII.	Height from Ground Level	:	4feet
IX.	Distance of Source	:	3 Meter
X.	Type of Industry	:	Ferro Alloy Plant
XI.	Sample Monitoring by	:	Mr. Buddhadeb Pal


RESULT OF AMBIENT NOISE LEVEL STUDY

MONITORING IN FERRO-ALLOY PLANT (DAY TIME)															
Sl. No.	Location	S1	S2	S3	S4	S5	S6	S7	S8	S9	S10	Min dB(A)	Max dB(A)	Average dB(A)	Leq dB(A)
		7:00 A.M	9:00 A.M	11:00 A.M	1:00 P.M	3:00 P.M	5:00 P.M	6:00 P.M	7:00 P.M	8:00 P.M	9:00 P.M				
1.	Main Gate (West Side)	60.2	61.5	63.5	64.9	65.7	63.8	62.2	61.5	61.0	63.8	60.2	65.7	62.83	63.15
2.	East Side Boundary Wall	67.5	65.3	64.0	61.2	63.7	62.5	64.4	65.5	66.1	67.7	61.2	67.7	64.73	65.22
3.	South Side Boundary Wall (Towards COP Coal Shed)	62.5	61.8	64.7	65.5	66.3	67.8	68.8	69.1	65.2	63.0	61.8	69.1	65.46	66.14
4.	North Side Boundary Wall (Towards Pattern Shop)	63.4	65.1	66.2	67.7	62.8	63.4	62.1	64.4	65.5	66.0	62.1	67.7	64.70	64.98
5.	Limit	75													



H.O. : 63/B, Rastraguru Avenue, Kolkata - 700028 Phone (033-25792891/25497490
 Laboratory : 51, 185, 186, 189,190, 192 & 326/3 Rastraguru Avenue, Kolkata - 700028
 Email : envirocheck50@gmail.com / info@envirocheck.in/ / Website : www.envirocheck.in





ENVIROCHECK

Recognised by MoEF&CC, WBPCB & JSPCB
 Accredited by NABL (ISO/IEC 17025:2017)
 Certified by ISO 9001:2015, ISO 14001:2015 & ISO 45001 : 2018



RESULT OF NOISE LEVEL STUDY															
MONITORING IN FERRO-ALLOY PLANT (NIGHT TIME)															
Sl. No.	Location	S1 10:00 P.M	S2 10:30 P.M	S3 11:00 P.M	S4 11:30 P.M	S5 12:00 P.M	S6 12:30 A.M	S7 1:00 A.M	S8 1:30 A.M	S9 2:00 A.M	S10 2:30 A.M	Min dB(A)	Max dB(A)	Average dB(A)	Leq dB(A)
1.	Main Gate (West Side)	53.5	52.8	54.6	55.6	59.4	50.2	55.3	54.1	57.8	58.1	50.2	59.4	55.08	55.89
2.	East Side Boundary Wall	52.1	53.7	58.5	59.1	55.3	56.7	55.1	53.8	56.1	54.4	52.1	59.1	55.50	55.99
3.	South Side Boundary Wall (Towards COP Coal Shed)	56.5	57.0	53.3	58.0	55.1	54.3	56.5	57.8	58.0	54.0	53.3	58.0	55.98	56.35
4.	North Side Boundary Wall (Towards Pattern Shop)	54.8	55.3	56.1	59.0	58.1	58.6	57.3	56.8	56.3	54.4	54.4	59.0	56.68	56.93
5.	Limit	70													
** Mean of Leq - Equivalent to Sound Energy Limit in Leq dB(A)															
Category Area												Day Time dB(A)		Night Time dB(A)	
A. Industrial Area												75		70	
B. Commercial Area												65		55	
C. Residential Area												55		45	
D. Silence Zone												50		40	
**Day Time is reckoned in between 6:00 A.M & 10:00 P.M												**Night Time is reckoned in between 10:00 P.M & 6:00 A.M			
(Central Pollution Control Board, Ministry of Environment & Forests Government of India) & (Department of Environment, Government of West Bengal)															

>End of Report<

Report Print Date: 12/12/2025

Authorized Signatory with Stamp

(Signature)
 Dr. Joy Paul
 (Quality Manager)



H.O. : 63/B, Rastraguru Avenue, Kolkata - 700028 Phone (033-25792991/25497490
 Laboratory : 51, 185, 186, 189,190, 192 & 326/3 Rastraguru Avenue, Kolkata - 700028
 Email : envirocheck50@gmail.com / info@envirocheck.in/ / Website : www.envirocheck.in



NOISE MONITORING

Annexure-4

INTERNAL AMBIENT NOISE MONITORING IN FERRO-ALLOY PLANT (Day Time)

SI No		AMBIENT NOISE LEVEL - db(A)					
1	Month	Oct-25	Nov-25	Dec-25	Jan-26	Feb-26	Mar-26
2	Date & Time	08.10.2025 (10.30am -11.30am)	12.11.2025 (10.00am -10.30am)	03.12.2025 (11.00am -11.30am)	15.01.2026 (10.00am -10.30am)	17.02.2026 (10.00am -10.30am)	02.03.2026 (10.00am -10.30am)
3	LOCATION						
A	Main Gate (West Side)	66	67	65	66	67	65
B	East side Boundary wall	67	68	66	67	66	64
C	Near Furnace building (south side boundary wall)	68	67	67	68	67	66
D	North Side Boundary wall (Towards Pattern Shop)	67	66	65	66	69	66
4	LIMIT	75					

INTERNAL AMBIENT NOISE MONITORING IN FERRO-ALLOY PLANT (Night Time)

SI. No.		AMBIENT NOISE LEVEL - db(A)					
1	Month	Oct-25	Nov-25	Dec-25	Jan-26	Feb-26	Mar-26
2	Date & Time	08.10.2025 (11.00PM -11.30PM)	12.11.2025 (10.30pm -11.00pm)	03.12.2025 (10.30pm -11.00pm)	15.01.2026 (10.00pm -10.30pm)	17.02.2026 (10.30pm -11.00pm)	02.03.2026 (11.00pm -11.30pm)
3	LOCATION						
A	Main Gate (West Side)	61	60	56	60	61	60
B	East side Boundary wall	63	62	55	62	63	59
C	Near Furnace building (south side boundary wall)	62	61	57	63	62	57
D	North Side Boundary wall (Towards Pattern Shop)	63	60	57	62	64	58
4	LIMIT	70					

